


MBL Covered Bond Trust

A.B.N. 90 643 622 525

Annual Report

For the financial year ended 31 March 2022



MACQUARIE

The Trust's registered office is:
Perpetual Limited
123 Pitt Street
Sydney NSW 2000
Australia

MBL Covered Bond Trust

2022 Annual Report Contents

	Page
Directors' Report	2
Financial Report	4
Statement of financial position	4
Income statement	5
Statement of comprehensive income	6
Statement of changes in equity	7
Statement of cash flows	8
Notes to the financial statements	9
Note 1. Trust information	9
Note 2. Summary of significant accounting policies	9
Note 3. Profit for the financial year	17
Note 4. Cash, bank and other demand deposits	17
Note 5. Other assets	17
Note 6. Loan assets	18
Note 7. Expected credit losses	18
Note 8. Other liabilities	21
Note 9. Debt issued	21
Note 10. Net liabilities- attributable to the unitholder	22
Note 11. Reserves	22
Note 12. Notes to the statement of cash flows	22
Note 13. Related party information	22
Note 14. Key Management Personnel disclosure	23
Note 15. Contingent liabilities and commitments	23
Note 16. Financial risk management	24
Note 17. Fair value of financial assets and financial liabilities	29
Note 18. Audit and other services provided by Pricewaterhouse Coopers	30
Note 19. Events after the reporting date	30
Directors' Declaration	31
Independent auditor's report to the unitholder of MBL Covered Bond Trust	32

The Financial Report was authorised for issue by the Board of Directors on 29 June 2022.

The Board of Directors has the power to amend and reissue the Financial Report.

MBL Covered Bond Trust

Directors' Report

For the financial year ended 31 March 2022

In accordance with a resolution of the Directors of the Trust Manager (Directors) of MBL Covered Bond Trust (the Trust), Macquarie Securitisation Limited (the Manager), the Directors submit herewith the financial statements of the Trust and report as follows:

Directors

The following persons were the Directors of the Manager of the Trust at any time during or since the end of the financial year to the date of this report:

Name of the Director	Appointed on	Resigned on
Andrew Hall	05 May 2014	-
Daniel McGrath	31 October 2017	-
Kirk Graham Kileff	31 May 2019	10 March 2022
Caroline Emma Fox	10 March 2022	-

Principal activity

The principal activity of the Trust during the financial year ended 31 March 2022 ("current financial year") was to act as the special purpose vehicle relating to the Covered Bonds issued by Macquarie Bank Limited (MBL) pursuant to a guarantee which is secured over the mortgage loan rights and other assets of the Trust. Macquarie Securitisation Limited (MSL) is the Trust Manager and Servicer for the Covered Bond program. P.T. Limited is the Security Trustee and Perpetual Limited is the Covered Bond Guarantor. MBL is the capital unitholder, income unitholder ("unitholder") and parent of the Trust. MBL receives any residual cash from the Trust after all disbursements.

Result

The Financial Report for the current and previous financial year and the results herein has been prepared in accordance with the Australian Accounting Standards (AAS).

Distributions paid or provided for

Distributions of \$4,736,057 were paid or provided for during the current financial year (2021: \$11,193,913).

State of affairs

There were no significant changes in the state of the affairs of the Trust that occurred during the current financial year under review not otherwise disclosed in this report.

Review of operations

The profit attributable to unitholder for the current financial year was \$Nil (2021: \$Nil).

Net operating income for the current financial year was \$4,454,335, a decrease of 63 percent from \$12,200,412 in the previous financial year.

Events after the reporting date

At the date of this report, the Directors are not aware of any matter or circumstance which has arisen that has significantly affected or may significantly affect the operations of the Trust, the results of those operations or the state of affairs of the Trust in the financial years subsequent to 31 March 2022 not otherwise disclosed in this report.

MBL Covered Bond Trust

Directors' Report For the financial year ended 31 March 2022 (continued)

Likely developments, business strategies and prospects

Disclosure of information relating to developments in the operations, business strategies and prospects for future financial years of the Trust have not been included in the report as the Directors believe it may result in unreasonable prejudice to the Trust.

This report is made in accordance with a resolution of the Directors.

DocuSigned by:
Daniel McGrath
51FDAC180E184BC...
Director

Sydney
29 June 2022

MBL Covered Bond Trust

Statement of financial position As at 31 March 2022

	Notes	2022 \$	2021 \$
Assets			
Cash, bank and other demand deposits	4	47,577,043	54,515,080
Other assets	5	4,067,927	1,276,941
Loan assets	6	1,088,723,315	1,535,016,507
Total assets		1,140,368,285	1,590,808,528
Liabilities			
Other liabilities	8	372,122	844,060
Debt issued	9	1,140,512,597	1,590,481,818
Total liabilities (excluding net liabilities attributable to the unitholder)		1,140,884,719	1,591,325,878
Net liabilities- attributable to the unitholder	10	(516,434)	(517,350)

The above statement of financial position should be read in conjunction with the accompanying notes.

MBL Covered Bond Trust

Income statement For the financial year ended 31 March 2022

	Notes	2022 \$	2021 \$
Interest and similar income	3	37,558,091	94,266,601
Interest and similar expense	3	(29,382,751)	(75,404,336)
Net interest Income		8,175,340	18,862,265
Fees and commission income		775,648	1,355,135
Fees and commission expense		(4,493,368)	(8,766,360)
Net fees and commission expense	3	(3,717,720)	(7,411,225)
Net trading (expense)/income	3	(3,285)	749,372
Net operating income		4,454,335	12,200,412
Other operating income/(charges)	3	282,638	(273,615)
Total operating income		4,736,973	11,926,797
Operating profit for the financial year		4,736,973	11,926,797
Financing costs attributable to the unitholder			
Distributions to the unitholder		(4,736,057)	(11,193,913)
Decrease in net liabilities attributable to the unitholder of the Trust	10	(916)	(732,884)
Profit attributable to the unitholder of MBL Covered Bond Trust		-	-

The above income statement should be read in conjunction with the accompanying notes.

MBL Covered Bond Trust

Statement of comprehensive income For the financial year ended 31 March 2022

	Notes	2022 \$	2021 \$
Profit/(loss) for the financial year		-	-
Other comprehensive income/(expense) ⁽¹⁾ :		-	-
Cash flow hedge	11	-	1,585,718
Transferred to income statement on realisation, net of tax		-	(1,585,718)
Total comprehensive income/(expense)		-	-
Total comprehensive income/(expense) is attributable to:			
The unitholder of MBL Covered Bond Trust		-	-

⁽¹⁾ All items of other comprehensive income/(expense) may be reclassified subsequently to income statement.

The above statement of comprehensive income should be read in conjunction with the accompanying notes.

MBL Covered Bond Trust

Statement of changes in equity For the financial year ended 31 March 2022

	Total equity \$
Balance as at 01 Apr 2020	-
Balance as at 31 Mar 2021	-
Balance as at 31 Mar 2022	-

Under Australian Accounting Standards (AAS), net liabilities attributable to the unitholder are classified as a financial liabilities rather than equity. As a result there was no equity at the start or the end of the year. The net liabilities attributable to the unitholder are disclosed in note 10 to the financial statements.

The above statement of changes in equity should be read in conjunction with the accompanying notes.

MBL Covered Bond Trust

Statement of cash flows For the financial year ended 31 March 2022

	Notes	2022 \$	2021 \$
Cash flows generated from/(utilised in) operating activities			
Operating profit for the financial year		4,736,973	11,926,797
Adjustments to operating profit:			
Interest and similar income	3	(37,558,091)	(94,266,601)
Interest and similar expenses	3	29,382,751	75,404,336
Credit impairment charges/(reversal)	3	(282,638)	273,615
Changes in assets and liabilities:			
Loan assets		445,220,417	342,785,086
Other assets and other liabilities		(3,262,916)	(1,035,380)
Derivative assets		-	121,202,550
Interest and similar income received		38,907,251	95,573,544
Interest and similar expenses paid		(29,376,505)	(78,324,248)
Net cash flows generated from operating activities		447,767,242	473,539,698
Cash flows generated from investing activities			
Net cash flows generated from investing activities		-	-
Cash flows utilised in financing activities			
Issuance of debt		-	3,684,344,800
Repayment of debt		(449,969,222)	(4,141,455,382)
Distributions paid to unitholder		(4,736,057)	(15,357,787)
Net cash flows utilised in financing activities		(454,705,279)	(472,468,369)
Net decrease in cash and cash equivalents		(6,938,037)	1,071,329
Cash and cash equivalents at the beginning of the financial year		54,515,080	53,443,750
Cash and cash equivalents at the end of the financial year	12	47,577,043	54,515,080

The above statement of cash flows should be read in conjunction with the accompanying notes.

MBL Covered Bond Trust

Notes to the financial statements For the financial year ended 31 March 2022

Note 1. Trust information

The MBL Covered Bond Trust (Trust) is a Trust registered and domiciled in Australia. The address of the Trust's registered office is Perpetual Limited, 123 Pitt Street, Sydney NSW 2000, Australia.

The principal activity of the Trust during the financial year ended 31 March 2022 was to act as the special purpose vehicle for the purposes relating to the Covered Bonds issued by Macquarie Bank Limited (MBL) pursuant to a guarantee which is secured over the mortgage loan rights and other assets of the Trust. Macquarie Securitisation Limited (MSL) is the Trust Manager and Servicer for the Covered Bond program. P.T. Limited is the Security Trustee and Perpetual Limited is the Covered Bond Guarantor. MBL is the capital unitholder, income unitholder ("unitholder") and parent of the Trust. MBL receives any residual cash from the Trust after all disbursements.

Note 2. Summary of significant accounting policies

(i) Basis of preparation

This Financial Report is a General Purpose Financial Report which has been prepared in accordance with the Australian Accounting Standards (AAS).

The principal accounting policies adopted in the preparation of this Financial Report are set out below. These policies have been consistently applied to all the financial years presented, unless otherwise stated.

Compliance with IFRS as issued by the IASB

Compliance with the Australian Accounting Standards ensures that the Financial Report complies with the International Financial Reporting Standards (IFRS) as issued by the International Accounting Standards Board (IASB). Consequently, this Financial Report is compliant with IFRS.

Deficiency of net assets

The financial statements for current financial year has been prepared on a going concern basis despite there being an excess of liabilities over assets as at 31 March 2022 of \$516,434 (2021: \$517,350). The negative net assets position is largely attributable to distributions made by the Trust in the prior year which were calculated based on distributable taxable income and did not take into account the Expected Credit Loss (ECL) on financial assets booked on 1 April 2018 as part of the transition to AASB 9. Post transition to AASB 9, all further ECL movements are fully distributed. Accordingly, the transition impact is likely to remain until termination of the Trust. The deficits may be recovered on termination of the Trust pending actual credit losses incurred. The distributable taxable income also does not take into account the unrealised gains/losses on cross currency interest rate swaps. The Trust has been structured to earn a net interest income each year and as such the financial statements have been prepared on a going concern basis.

Basis of measurement

This Financial Report has been prepared under the historical cost convention, except for derivatives, which are required to be measured at fair value.

Critical accounting estimates and significant judgments

The preparation of this Financial Report in compliance with Australian Accounting Standards requires the use of certain critical accounting estimates. It also requires the Directors of the Trust Manager of Trust (the directors) to exercise judgment in the process of applying the accounting policies. The notes to the financial statements set out areas involving a higher degree of judgment or complexity, or areas where assumptions are significant to the Trust and the Financial Report such as:

- the validity of applying the "going concern" assumption where the Trust is in a net liability position (note 2(i));
- the choice of inputs, estimates and assumptions used in the measurement of Expected Credit Loss, including the determination of significant increase in credit risk (SICR), forecast of economic conditions and the weightings assigned thereto (notes 2(viii) and 7); and
- fair value of assets and liabilities; and

Estimates and judgments are continually evaluated and are based on historical experience and other factors, including reasonable expectations of future events.

The Directors believe that the estimates used in preparing the Financial Report are reasonable. Actual results in the future may differ from those reported and it is therefore reasonably possible, on the basis of existing knowledge, that outcomes within the next financial year that are different from the director's assumptions and estimates could require an adjustment to the carrying amounts of the reported assets and liabilities in future reporting periods.

MBL Covered Bond Trust

Notes to the financial statements

For the financial year ended 31 March 2022 (continued)

Note 2. Summary of significant accounting policies (continued)

(i) Basis of preparation (continued)

Coronavirus (COVID-19) impact

The Novel Coronavirus has had significant impacts on global economies and equity, debt and commodity markets, led to several changes in the economy and resulted in several support actions by financial markets, governments and regulators. The impact of COVID-19 continues to evolve and, where applicable, has been incorporated into the determination of the Trust's results of operations and measurement of its assets and liabilities at the reporting date.

The Company's processes to determine the impact of COVID-19 for these financial statements is consistent with the processes disclosed and applied in its 31 March 2021 financial statements. Those processes identified that expected credit losses (Note 7) required continued judgement as a result of the impact of COVID-19.

As there is a higher than usual degree of uncertainty associated with these assumptions and estimates, actual outcomes may differ to those forecasted which may impact the accounting estimates included in these financial statements. Other than adjusting events that provide evidence of conditions that existed at the end of the reporting period, the impact of events that arise after the reporting period will be accounted for in future reporting periods.

(i) Basis of preparation (continued)

(a) New Australian Accounting Standards and amendments to Australian Accounting Standards and interpretations that are either effective in the current financial year or have been early adopted

The amendments made to existing standards that were mandatorily effective or have been early adopted for the annual reporting period beginning on 1 April 2021 did not result in a material impact on this Financial Report. There were no new Australian accounting standards that were mandatorily effective or have been early adopted for the Financial Report.

(b) New Australian Accounting Standards and amendments to Australian Accounting Standards and Interpretations that are not yet effective for the financial year

Other amendments made to existing standards

Other amendments to existing standards that are not mandatorily effective for the annual reporting period beginning on 1 April 2022 and have not been early adopted, are not likely to result in a material impact on the Company's financial statements following the adoption.

MBL Covered Bond Trust

Notes to the financial statements For the financial year ended 31 March 2022 (continued)

Note 2. Summary of significant accounting policies (continued)

(ii) Foreign currency translation

Functional and presentation currency

The functional currency of the Trust is determined as the currency of the primary economic environment in which the Trust operates. The Trust's financial statements are presented in Australian dollars (the presentation currency), which is also the Trust's functional currency.

Transactions and balances

At initial recognition, a foreign currency transaction is translated into the Trust's functional currency using the spot exchange rate between the functional currency and the foreign currency at the date of the transaction. At the end of each reporting period:

- foreign currency monetary assets and liabilities are translated using the closing exchange rate; and
- non-monetary items (including equity) measured in terms of historical cost in a foreign currency remain translated using the spot exchange rate at the date of the transaction.

Foreign exchange gains and losses arising from settlement or translation of monetary items, are recognised in Net other operating income/(charges).

(iii) Revenue and expense recognition

Net interest income

Interest income and interest expense are recognised using the effective interest rate (EIR) method for financial assets and liabilities, carried at amortised cost. The EIR method calculates the amortised cost of a financial instrument at a rate that discounts estimated future cash receipts or payments through the expected life of the financial instrument to the net carrying amount of the financial asset or liability.

When the estimates of payments or receipts of a financial instrument are subsequently revised, the carrying amount is adjusted to reflect the actual or revised cash flows with the remeasurement recognised as part of interest income (financial assets) or interest expense (financial liabilities). The calculation of EIR does not include ECL.

Fees and commission income

Fees and commission income (includes account discharge and late fee, account management fee, penalty fee etc.) is recognised when the services are provided.

Fees and commission expense

The Trustee and the Trust Manager are entitled to a fee for performing their duties in respect of each collection period. Such fee is an amount agreed per the Establishment Deed and Offer Memorandum or equivalent and is payable in arrears on the distribution date following the end of the collection period. Fee and commission expense is recognised on accrual basis.

MBL Covered Bond Trust

Notes to the financial statements For the financial year ended 31 March 2022 (continued)

Note 2. Summary of significant accounting policies (continued)

(iii) Revenue and expense recognition (continued)

Net trading income

Net trading income comprises gains and losses related to unrealised fair value changes on derivative financial instruments except fair value changes accounted for in other comprehensive income on application of cash flow hedge accounting.

Net other operating income/(charges)

Net other operating income/(charges) include credit impairment charges on financial instruments and other income.

Distributions

In accordance with the Establishment Deed, the Trust distributes its distributable income, and any other amounts determined by the directors, to the unitholder in cash. The distributions are recognised in the income statement as finance cost attributable to the unitholder.

(iv) Taxation

Income tax

Under the current legislation, the Trust is not subject to income tax because all taxable income has been distributed in full to the unitholder.

Goods and services tax (GST)

Items in the income statement are recognised net of GST except where the tax incurred is not recoverable from the taxation authority. In these circumstances, the tax is recognised as part of the expense or included in the cost of the asset. The trust also records credit for GST paid by the Manager of the trust, after excluding the non recoverable GST.

(v) Financial instruments

(a) Recognition of financial instruments

Financial instruments are recognised when the Trust becomes a party to the contractual provisions of the instrument.

A financial instrument is initially recognised at fair value and is adjusted (in the case of instruments not classified as at Fair value through profit or loss (FVTPL)) for transaction costs that are incremental and directly attributable to the acquisition or issuance of the financial instrument.

(b) De-recognition of financial instruments

Financial assets

Financial assets are de-recognised from the statement of financial position when:

- the rights to cash flows have expired; or
- where the Trust has transferred the financial asset such that it has transferred substantially all the risks and rewards of ownership of the financial asset.

A financial asset is transferred if, and only if, the Trust i) transfers the contractual rights to receive the cash flows of the financial asset, or ii) retains the contractual rights to receive the cash flows of the financial asset, but assumes a contractual obligation to pay the cash flows to one or more recipients in an arrangement where:

- The Trust is not obligated to pay amounts to the eventual recipients unless it collects equivalent amounts from the original asset;
- The Trust is prohibited from selling or pledging the original asset other than as security to the eventual recipients, and
- The Trust is obligated to remit any cash flows it collects on behalf of the eventual recipients without material delay.

In transactions where the Trust neither retains nor transfers substantially all the risks and rewards of ownership of a financial asset, the asset is derecognised if control over the asset is lost. Any interest in the transferred and derecognised financial asset that is created or retained by the Trust is recognised as a separate asset or liability. In transfers where control over the asset is retained, the Trust continues to recognise the asset to the extent of its continuing involvement as determined by the extent to which it is exposed to changes in the value of the transferred asset.

Financial liabilities are de-recognised from the statement of financial position when the Trust's obligation has been discharged, cancelled or has expired.

Gains and losses arising from the derecognition of debt financial assets or financial liabilities that are subsequently measured at amortised cost are recognised in other income and charges as part of other operating income and charges.

MBL Covered Bond Trust

Notes to the financial statements For the financial year ended 31 March 2022 (continued)

Note 2. Summary of significant accounting policies (continued)

(v) Financial instruments (continued)

Financial liabilities

(c) Modification of financial instruments

A financial instrument is modified when its original contractual cash flows are renegotiated or modified. A financial asset that is renegotiated is derecognised if the rights to receive cash flows from the existing agreement have expired, either through replacement by a new agreement or the existing terms are modified to that effect. A financial liability that is renegotiated is derecognised if the existing agreement is cancelled and a new agreement is made on substantially different terms or if the existing terms are modified such that the renegotiated financial instrument is a substantially different financial instrument. Where the modification results in derecognition of the original financial instrument, the new financial instrument is recorded initially at its fair value and the resulting difference is recognised in the income statement in accordance with the nature of the financial instrument as described in the derecognition of financial instruments policy.

For financial instruments measured at amortised cost, and for financial assets measured at FVOCI, when the modification does not result in derecognition, a gain or loss is recognised in the income statement in accordance with the nature of the financial instrument as described in the derecognition of financial instruments policy. The gain or loss is measured as the adjustment of the gross carrying amount to reflect the renegotiated or modified contractual cash flows discounted at the instrument's original EIR.

(d) Classification and subsequent measurement

Financial assets

Financial assets are classified based on the business model within which the asset is held and on the basis of the financial asset's contractual cash flows characteristics.

Business model assessment

The Trust uses judgement in determining the business model at the level that reflects how groups of financial assets are managed and its intention with respect to its financial assets. In determining the business model, all relevant evidence that is available at the date of the assessment is used including:

- (i) how the performance of the financial assets held within that business model is evaluated and reported to the Trust's Senior Management personnel and senior executives;
- (ii) the risks that affect the performance of the business model (and the financial assets held within that business model) and, in particular, the way in which those risks are managed; and
- (iii) how managers of the business are compensated (for example, whether the compensation is based on the fair value of the assets managed or on the contractual cash flows collected).

Solely payment of principal and interest (SPPI)

The contractual cash flows of a financial asset are assessed to determine whether these represent SPPI on the principal amount outstanding consistent with a basic lending arrangement. This includes an assessment of whether the cash flows primarily reflect consideration for the time value of money and credit risk of the principal outstanding. Interest may also include consideration for other basic lending risks and costs.

Amortised cost

A financial asset is subsequently measured at amortised cost using the EIR method where:

- (i) the financial asset is held within a business model whose objective is to hold financial assets in order to collect contractual cash flows;
- (ii) the contractual terms of the financial asset give rise on specified dates to cash flows that meet the SPPI requirements; and
- (iii) the financial asset has not been designated as FVTPL (DFVTPL).

Interest income is determined in accordance with the EIR method and recognised as part of interest and similar income.

All financial assets held with Macquarie group entities are held within a business model whose objective is to hold financial assets in order to collect contractual cashflows and the contractual terms of the financial asset give rise on specified dates to cashflows that meet the SPPI requirements. Hence, these are measured at amortised cost. This category also includes Cash, bank and other demand desposits, loan balances and other assets.

Financial liabilities

Financial liabilities are subsequently measured at amortised cost. All derivative financial liabilities are designated as hedging instruments in qualifying hedge relationships.

MBL Covered Bond Trust

Notes to the financial statements For the financial year ended 31 March 2022 (continued)

Note 2. Summary of significant accounting policies (continued)

(v) Financial instruments (continued)

(e) Reclassification of financial instruments

The Trust reclassifies financial assets when and only when its business model for managing those assets changes. Financial assets that are reclassified are subsequently measured based on the financial instrument's new measurement category.

The Trust does not reclassify financial liabilities after initial recognition.

(f) Offsetting of financial instruments

Financial assets and financial liabilities are offset, and the net amount reported on the statement of financial position, when there is a current legally enforceable right to offset the amounts and either there is an intention to settle on a net basis or realise the financial asset and settle the financial liability simultaneously.

(vi) Loan assets

Loans assets are non-derivative financial assets with fixed or determinable payments that are not quoted in an active market.

Loan assets are initially recognised on settlement date at fair value and adjusted for directly attributable transaction costs on settlement date. Loan assets are subsequently measured in accordance with Note 2 (v) financial instruments.

The Trust purchased the legal rights to the cash flows from a portfolio of mortgages from MBL. This is accounted for as a failed sale under AASB 9. Accordingly MBL has not derecognised the mortgage assets and the Trust does not recognise the mortgage assets.

(vii) Other assets

Other assets primarily includes balance due from related entities, mortgage insurance recoverables and government taxes.

(viii) Impairment

Expected credit losses

The ECL requirements apply to financial assets measured at amortised cost, amounts receivable, and amount due from related entities.

The Trust applies a three-stage approach to measuring the ECL based on changes in the financial asset's underlying credit risk and includes forward looking and macroeconomic information (FLI).

The calculation of ECL requires judgement and the choice of inputs, estimates and assumptions. Refer note 7 – Expected credit loss for further information. Outcomes within the next financial period that are different from management's assumptions and estimates could result in changes to the timing and amount of ECL to be recognised.

The ECL is determined with reference to the following stages:

(i) Stage I – 12 month ECL

At initial recognition, and for financial assets for which there has not been a significant increase in credit risk (SICR) since initial recognition, ECL is determined based on the probability of default (PD) over the next 12 months and the lifetime losses associated with such PD, adjusted for FLI. Stage I also includes financial assets where the credit risk has improved and has been reclassified from stage II.

(ii) Stage II – Not credit-impaired

When there has been a SICR since initial recognition, the ECL is determined with reference to the financial asset's life-time PD and the lifetime losses associated with that PD, adjusted for FLI. The Trust exercises judgement in determining whether there has been a SICR since initial recognition based on qualitative, quantitative, and reasonable and supportable information that includes FLI. Detail on the Trust's process to determine whether there has been a SICR is provided in Note 7 - *Expected Credit Losses*.

Use of alternative criteria could result in significant changes to the timing and amount of ECL to be recognised. Lifetime ECL is generally determined based upon the contractual maturity adjusted, where appropriate, for prepayments, extension, call and similar options, of the financial asset.

MBL Covered Bond Trust

Notes to the financial statements For the financial year ended 31 March 2022 (continued)

Note 2. Summary of significant accounting policies (continued)

(iii) Stage III – Credit-impaired

Financial assets are classified as stage III where they are determined to be credit impaired, which generally matches the APRA definition of default. This includes exposures that are at least 90 days past due and where the obligor is unlikely to pay without recourse against available collateral.

The ECL for credit impaired financial assets is generally measured as the difference between the contractual and expected cash flows from the individual exposure, discounted using the EIR for that exposure. For credit-impaired exposures that are modelled collectively for portfolios of exposure, ECL is measured as the product of the lifetime PD, the loss given default (LGD) and the exposure at default (EAD), adjusted for FLI.

Presentation of ECL allowances

The ECL allowances for loan assets and other assets are presented as a deduction to the gross carrying amount in the statement of financial position.

When the Trust Manager concludes that there is no reasonable expectation of recovering cash flows from the financial asset and all possible collateral has been realised, the financial asset is written off, either partially or in full, against the related provision. Recoveries of loans previously written off are recorded based on the cash received.

(ix) Debt issued

Debt securities issued to MBL are secured against interests in mortgage assets that have been purchased by the Trust from MBL by equitable assignment, but fail recognition criteria, under accounting standards. These securities are initially recognised at fair value net of transaction costs incurred, and subsequently measured at amortised cost. Any difference between the proceeds (net of transaction costs) and the redemption amount is recognised in the income statement over the financial period of the borrowings using the EIR method.

(x) Other liabilities

Other liabilities includes accrued expense and liabilities owed by the Trust which are unpaid as at reporting date. The distribution amount payable to the unitholder as at the reporting date is recognised separately on the statement of financial position when the unitholder is presently entitled to the distributable income under the Establishment Deed.

(xi) Net assets/(liabilities) attributable to the unitholder

The unitholder is entitled to the net income of the Trust following payment of Trust expenses, Trust Manager fee, payment to swap providers or liquidity facility providers and interest expenses of the Trust. This net income payment may further be subordinated to make any principal shortfalls. Following all payments being made under the cash flow waterfall, the unitholder is entitled to any residual. As a result, net assets/(liabilities) attributable to the unitholder is classified as financial liabilities.

Income/(expense) not distributed is included in net assets/(liabilities) attributable to the unitholder. Movements in net assets/(liabilities) attributable to the unitholder is recognised in the income statement as finance cost.

Where net assets/(liabilities) is largely attributable to distributions made by the Trust calculated based on distributable taxable income which does not take into account the expected credit loss booked on 1 April 2018 as part of the transition to AASB 9 and unrealised losses on cross currency interest rate swaps. The Trust has been structured to earn a net interest income each year. Non-cash losses are retained in the Trust and may result in a net liability position.

MBL Covered Bond Trust

Notes to the financial statements

For the financial year ended 31 March 2022 (continued)

Note 2. Summary of significant accounting policies (continued)

(xii) Cash and cash equivalents

Cash and cash equivalents comprise of cash at banks and balances with related entities.

(xiii) Segment reporting

The Trust operates in only one segment that is domiciled in Australia to act as a special purpose vehicle for securitisation of MBL mortgage portfolio. The Trust has no other operating segment.

(xiv) Comparatives

Where necessary, comparative figures have been adjusted to conform with changes in presentation in the current year.

(xv) Rounding of amounts

In accordance with the ASIC Corporations (Rounding in Financial/Directors' Reports) Instrument 2016/191, amounts in the Directors' Report and Financial Report have been rounded off to the nearest Australian dollars unless otherwise indicated.

MBL Covered Bond Trust

Notes to the financial statements

For the financial year ended 31 March 2022 (continued)

	2022 \$	2021 \$
Note 3. Profit for the financial year		
Net interest income		
Interest and similar income	37,558,091	94,266,601
Interest and similar expense	(29,382,751)	(75,404,336)
Net interest income	8,175,340	18,862,265
Net fees and commission expense		
Fees and commission income		
Discharge and late fees	368,506	793,309
Account management fees	400,934	525,794
Other fees income	3,719	36,032
Fees and commission expense		
Management fees ¹	(3,261,606)	(7,444,682)
Trustee fees	(107,920)	(245,890)
Custody fees	(39,316)	(91,710)
Other expenses	(1,082,037)	(984,078)
Net fees and commission expense	(3,717,720)	(7,411,225)
¹ The management fees has been calculated as 25 basis points (2021: 25 basis points) on the monthly average loan balance.		
Net trading income		
Cross currency swaps	(3,285)	749,372
Net trading income	(3,285)	749,372
Other operating income/(charges)		
Credit impairment reversal/(charges)		
- Cash, bank and other demand deposits	1,965	10,980
- Loan assets	281,745	(308,841)
- Other assets	(1,072)	24,246
Total other operating income/(charges)	282,638	(273,615)
Total operating income	4,736,973	11,926,797
The Trust had no employees during the current and previous financial year.		
Note 4. Cash, bank and other demand deposits		
Cash at bank	6,586,951	23,649,686
Due from Parent	40,990,092	30,865,394
Total cash, bank and other demand deposits	47,577,043	54,515,080
The above amounts are expected to be recovered within 12 months of the reporting date by the Trust.		
Note 5. Other assets		
Due from Parent	3,938,038	1,276,273
Goods and services tax receivable	320	665
Others	129,569	3
Total other assets	4,067,927	1,276,941
The above amounts are expected to be recovered within 12 months of the reporting date by the Trust.		

MBL Covered Bond Trust

Notes to the financial statements

For the financial year ended 31 March 2022 (continued)

	2022	2021
	\$	\$
Note 6. Loan assets		
Due from parent entity ^{1,2}	1,089,471,205	1,536,046,140
Less: ECL allowance	(747,890)	(1,029,633)
Total loan assets	1,088,723,315	1,535,016,507

¹Of the above amount, \$265,651,808 (2021: \$370,578,819) is expected to be recovered within twelve months of the reporting date and remaining \$823,819,397 (2021: \$1,165,467,321) is expected to be recovered after twelve months of the reporting date by the Trust.

²Mortgage loan assets have been purchased by the Trust from MBL by equitable assignment, but fail the derecognition criteria for MBL under the accounting standards. As a result, MBL continues to recognise the individual assets in its statement of financial position and the Trust has recorded Loan assets, receivable from MBL.

Note 7. Expected credit losses

Background

At the reporting date, the Trust has presented the ECL allowances for financial assets measured at amortised cost as a deduction against the gross carrying amount in its statement of financial position.

Model inputs

The Trust models ECL for on-balance sheet financial assets measured at amortised cost such as loans and other assets. The Trust segments its credit portfolio among retail exposures and other balances with related Macquarie group entities and further splits these portfolios into representative groupings which are typically based on shared risk characteristics. These groupings are subject to review to ensure that the portfolios remain homogeneous. Retail portfolios are generally modelled on a collective basis.

The Trust has developed several models to predict the Expected Credit Losses (ECL). These models incorporate a range of inputs notably that of Exposure at Default (EAD), Probability of Default (PD) and Loss Given Default (LGD) ('credit inputs') as well as Forward-Looking Information (FLI).

For retail portfolios, behavioural variables are also considered in the determination of inputs for ECL modelling.

The key model inputs used in measuring the ECL include:

- *Exposure at default:* The EAD represents the estimated exposure in the event of a default. The EAD is estimated taking into consideration a range of possible scenarios including both repayments and future drawdowns of unutilised commitments up to the potential date of default. For balances with Macquarie group entities, this is based on net balance in the books of accounts.
- *Probability of default:* The determination of PDs for retail exposures is generally performed at a facility level. Retail exposures are segmented based on product type and shared characteristics that are highly correlated to credit risk such as region, product, counterparty groupings, loan-to-value ratio (LVR) and other similar criteria. In calculating the PD, credit performance information for each portfolio is gathered and statistically analysed to determine a point in time PD. PD estimates for retail portfolios are adjusted for FLI. For balances with Macquarie group entities, this is based on internally assigned rating grades of each entity and if not rated, this is based on the lowest existing rating grade. This is assessed and potentially adjusted on a semi-annual basis.
- *Loss given default (LGD):* The LGD associated with the PD used is the magnitude of the ECL in a default event. The LGD is estimated using historical loss rates considering relevant factors for individual exposures or portfolios. These factors include collateral, seniority, industry, recovery costs and the structure of the facility. LGD estimates are also adjusted for FLI. For balances with Macquarie group entities, this is based on default LGD depending upon whether the counterparty is bank or non bank entity.

Method of determining significant increase in credit risk (SICR)

The Trust periodically assesses exposures to determine whether there has been a SICR, which may be evidenced by either qualitative or quantitative factors. Quantitative factors are described below for the Trust's material retail portfolios. Qualitative factors include, but are not be limited to, whether an exposure has been identified and placed on CreditWatch, an internal credit monitoring mechanism supervised by the credit watch management committee to closely monitor exposures showing signs of stress. Where exposures' credit risk profile deteriorate, the exposures are monitored on a monthly basis through the CreditWatch reports. CreditWatch is an internal Credit Status used to signify that a counterparty has or is anticipated to experience a material deterioration in credit quality. The business remains responsible for management of the counterparty and of the risk position, but Risk Management Group (RMG) oversight is increased to ensure that positions are managed for optimal outcomes. All exposures on CreditWatch are classified as stage II or, if defaulted, as stage III.

MBL Covered Bond Trust

Notes to the financial statements For the financial year ended 31 March 2022 (continued)

Note 7. Expected credit losses (continued)

Method of determining significant increase in credit risk (SICR) (continued)

SICR thresholds, which require judgement, are used to determine whether an exposure's credit risk has increased significantly. The SICR methodology is based on a relative approach which considers changes in an underlying exposures' credit risk since origination. This may result in exposures being classified in stage II that are of a higher credit quality than other exposures that are classified as stage I. Accordingly, while increases in the quantum of stage II exposures will suggest an increase in credit risk, it should not necessarily be inferred that the assets are of a lower credit quality.

In response to COVID-19 the Trust continues to review of its retail credit portfolios and its related ECL. While these model inputs including were progressively revised, the ECL models, SICR thresholds, and definitions of default remain consistent with prior periods.

Retail exposures

Exposures are assigned a behavioural score which considers the exposures' lifetime PD on initial recognition. This behavioural score is periodically assessed and updated to reflect changes in the underlying exposures' behaviour. The score includes factors such as limit utilisation, payment history (including delinquency) and product specific features.

SICR movement thresholds between origination and reporting date behavioural score movements have been established that, where exceeded, result in the exposure being categorised as stage II. Where the behavioural score subsequently improves such that the change since origination is back within the SICR threshold, the exposure is assessed for categorisation back to stage I. The pre-defined SICR thresholds are periodically reviewed and calibrated based on historical default experience.

For retail portfolios

– The AASB 9 'low credit risk' exemption is not applied by the Trust to material portfolios of any significant duration in assessing whether there has been a SICR.

– For material retail portfolios the credit risk for an exposure or portfolio is generally deemed to have increased significantly if the exposure is more than 30 days past due, unless there are product specific characteristics that indicate that this threshold should be rebutted.

Definition of default

The Trust's definition of default determines the reference point for the calculation of the ECL components, and in particular the PD. Default is generally defined as the point when the borrower is unlikely to pay its credit obligations in full, without recourse by the Trust to the realisation of collateral; or the borrower is 90 days or more past due.

The Trust periodically monitors its exposures for potential indicators of default such as significant financial difficulty of the borrower which includes breaches of lending covenants; it is probable that the borrower will enter bankruptcy or other financial reorganisation; the disappearance of an active market for that financial asset because of financial difficulties; or the purchase or origination of a financial asset at a deep discount that reflects the incurred credit losses.

Retail exposures that are identified as in default can be reclassified from stage III following a pre-defined period over which the exposure demonstrates that it has returned to a performing status.

Forward looking information

The inclusion of FLI in calculating ECL allowances adjusts the PD, the determination of SICR as well as the LGD (that is relevant to the determination of the recovery rates on collateral). The Trust has identified several key indicators that are used in modelling the ECL, the most significant of which are gross domestic product (GDP), the unemployment rate, the level of house prices, interest rates, equity indices and commodity prices. The predicted relationships between various market indicators and the key model inputs in measuring the ECL have been developed by analysing historical data as part of the model build, calibration and validation process. These indicators, both in terms of the magnitude and type of indicator, are reviewed throughout the financial year.

The Trust applies its professional judgement in determining whether there are any inherent risks in the models' predictive outcomes. The overlays primarily reflect management's assessment of the current economic and credit environment relative to the FLI credit cycle model. These overlays account for the risk that underlying credit risk events have occurred but observable modelled inputs are yet to reflect those events, as well as risks that are specific to regions, counterparties or industries which are difficult to account for within the modelled outcomes. Over time the credit models are recalibrated to enhance the predictive capability. These judgements are reviewed by FMG and RMG at each reporting date.

'RMG is responsible for the FLI including the development of scenarios and the weighting applied to those scenarios. For this purpose, three possible economic scenarios have been developed, being an upside, downside and base case scenario. In calculating the ECL, each of the scenarios are probability weighted and then applied to the exposures' PDs and LGDs.

MBL Covered Bond Trust

Notes to the financial statements For the financial year ended 31 March 2022 (continued)

Note 7. Expected credit losses (continued)

The table below presents the gross exposure and related ECL allowance for assets measured at amortised cost subject to impairment requirements of AASB 9.

	As at 31 March 2022		As at 31 March 2021	
	Gross exposure \$	ECL allowance \$	Gross exposure \$	ECL allowance \$
Cash, bank and other demand deposits	47,586,772	9,729	54,526,774	11,694
Other assets	4,069,352	1,425	1,277,293	352
Loan assets	1,089,471,205	747,890	1,536,046,140	1,029,633
Total	1,141,127,329	759,044	1,591,850,207	1,041,679

The following tables provide a reconciliation between the opening and closing balance of the ECL allowance

	Cash, bank and other demand deposits \$	Other assets \$	Loan assets \$	Total \$
Balance as at 1 April 2020	26,937	24,645	720,790	772,372
Impairment (reversal)/charge	(10,980)	(24,246)	308,841	273,615
Foreign exchange, reclassification and other movements	(4,263)	(47)	2	(4,308)
Balance as at 31 March 2021	11,694	352	1,029,633	1,041,679
Impairment (reversal)/charge	(1,965)	1,072	(281,745)	(282,638)
Foreign exchange, reclassification and other movements	-	1	2	3
Balance as at 31 March 2022	9,729	1,425	747,890	759,044

ECL on loan assets

The tables below represent the reconciliation of the ECL allowance on loan assets to which the impairment requirements under AASB 9 are applied.

	Lifetime ECL			Total ECL allowance \$
	Stage I 12 month ECL \$	Stage II Not credit impaired \$	Stage III Credit impaired \$	
Balance as at 1 April 2020	101,680	555,606	63,504	720,790
Transfers during the year	79,735	(77,847)	(1,888)	-
ECL on exposures originated during the period	26,940	250,436	41,396	318,772
Remeasurement of existing exposures	283,517	52,488	30,716	366,721
ECL on assets derecognised or repaid during the year	(69,488)	(280,029)	(27,135)	(376,652)
Foreign exchange, reclassification and other movements	-	-	2	2
Balance as at 31 March 2021	422,384	500,654	106,595	1,029,633
Transfers during the year	53,625	(34,722)	(18,904)	(1)
ECL on exposures originated during the period	-	-	-	-
Remeasurement of existing exposures	(111,875)	6,619	2,388	(102,868)
ECL on assets derecognised or repaid during the year	(14,074)	(131,495)	(33,304)	(178,873)
Foreign exchange, reclassification and other movements	-	-	-	-
Balance as at 31 March 2022	350,060	341,056	56,775	747,891

MBL Covered Bond Trust

Notes to the financial statements For the financial year ended 31 March 2022 (continued)

	2022	2021
	\$	\$
Note 8. Other liabilities		
Trustee fees	10,787	15,186
Others ¹	208	316,904
Creditors	2,583	2,338
Due to parent entity	119,711	158,390
Due to other related entities:		
Management fees	238,833	351,242
Total other liabilities	372,122	844,060

The above amounts are expected to be settled within 12 months of the reporting date by the Trust.

¹The majority of the current year balance represents timing differences due to unsettled cash transactions.

Note 9. Debt issued

Opening debt balance	1,590,481,818	2,049,873,575
Debt issued to MBL	-	3,684,344,800
Debt repaid	(449,971,192)	(4,141,455,382)
FX revaluation and others	1,971	(2,281,175)
Total debt issued¹	1,140,512,597	1,590,481,818

¹Of the above balance \$277,933,885 (2021:\$384,248,685) is expected to be settled within 12 months of the reporting date and remaining \$862,578,712 (2021:\$1,206,233,133) is expected to be recovered after 12 months of the reporting date.

There were Covered Bonds of EUR 500m issued by MBL, collateralised against loan assets of MBL Covered Bond Trust. These were debt obligations (guaranteed by Perpetual Limited) that benefited from dual recourse to both MBL and the pool of home loans. MBL's Covered Bond programme is managed by Group Treasury of Macquarie Group and Trust Manager administers the cover pool of home loans. These bonds were repaid in March 2021.

The Trust has not had any defaults of principal, interest or other breaches with respect to its debt during the financial years reported.

Reconciliation of debt issued by major currency:

Australian dollars	1,140,427,174	1,590,392,120
Euro	85,423	89,698
Total debt issued	1,140,512,597	1,590,481,818

MBL Covered Bond Trust

Notes to the financial statements

For the financial year ended 31 March 2022 (continued)

	2022	2021
	\$	\$
Note 10. Net liabilities- attributable to the unitholder		
Net liabilities attributable to the unitholder is represented by:		
Opening balance	(517,350)	(2,835,952)
Realisation of cash flow hedge reserves	-	1,585,718
Net operating income	4,736,973	11,926,797
Payment of distribution attributable for the year ⁽¹⁾	(4,736,057)	(11,193,913)
Net liabilities- attributable to the unitholder	(516,434)	(517,350)

The Residual Income Unitholder is entitled to the residual income of the Trust.

⁽¹⁾The prior year balance includes realisation of cash flow hedge reserves.

Note 11. Reserves

Cash flow hedge reserve

Revaluation movement for the financial year, net of tax	-	1,585,718
Change in fair value of hedging instrument recognised in OCI for the year	-	(122,408,723)
Transferred to income statement on realisation, net of tax	-	120,823,005
Balance at the end of the financial period	-	-

Note 12. Notes to the statement of cash flows

Reconciliation of cash and cash equivalents

Cash and cash equivalents at the end of the financial year are reflected in the related items on the statement of financial position as follows:

Cash, bank and other demand deposits ¹ (note 4)	47,577,043	54,515,080
Cash and cash equivalents at the end of the financial year	47,577,043	54,515,080

¹ Includes cash at bank and cash equivalents due from Parent.

Note 13. Related party information

Parent

The immediate parent entity is Macquarie Bank Limited (MBL). The ultimate parent entity is Macquarie Group Limited (MGL).

Trust Manager

The Trust Manager of MBL Covered Bond Trust is Macquarie Securitisation Limited (MSL).

	2022	2021
	\$	\$
Transactions with related parties		
During the financial year, the following transactions were made with the parent entity:		
Distributions paid/payable	(4,736,060)	(11,193,913)
Interest and similar income	37,558,091	94,074,037
Interest and similar expense	(29,382,347)	(66,391,317)

During the financial year, the following transactions were made with other related entity:

Other fee and commission expense		
Management fees (note 3)	(3,261,606)	(7,444,682)

Amounts receivable from and payable to related entities are disclosed in note 4, 5, 6, 8 and 9 to the financial statements.

The sole residual income unitholder in the Trust is MBL.

All transactions with related entities were made on normal commercial terms and conditions and at market rates except where indicated.

MBL Covered Bond Trust

Notes to the financial statements

For the financial year ended 31 March 2022 (continued)

Note 14. Key Management Personnel disclosure

Key Management Personnel (KMP)

The following persons were Directors of the Trust Manager and those having the authority and responsibility for planning, directing and controlling activities of the Trust (Key Management Personnel – KMP) during the financial years ended 31 March 2022 and 31 March 2021 unless otherwise indicated were:

Name of Director	Appointed on	Resigned on
Andrew Hall	05 May 2014	-
Daniel McGrath	31 October 2017	-
Kirk Graham Kileff	31 May 2019	10 March 2022
Caroline Emma Fox	10 March 2022	-

No Directors of the Manager are Directors of the ultimate parent entity.

Remuneration to Key Management Personnel

The KMP did not receive any other benefits or consideration in connection with the management of the Trust. All other benefits that were received by KMP were solely related to other services performed with respect to their employment within the Macquarie Group Limited.

Note 15. Contingent liabilities and commitments

The Trust has no contingent liabilities or commitments which are individually material or a category of contingent liabilities or commitments which are material.

MBL Covered Bond Trust

Notes to the financial statements

For the financial year ended 31 March 2022 (continued)

Note 16. Financial risk management

Risk Management Group (RMG)

Risk is an integral part of the Macquarie Group's businesses. The material risks faced by the Trust include asset, conduct, credit, environmental and social (including climate change), equity, financial crime, legal, liquidity, market, operational (including cyber and information security), regulatory and compliance, reputational, strategic and tax related risks.

The primary responsibility for risk management lies with the business. An important part of the role of all business managers throughout Macquarie is to ensure they manage risk appropriately.

RMG is independent of other areas of the Macquarie Group. RMG approval is required for all material risk acceptance decisions. RMG reviews and assesses risks and sets limits. Where appropriate, these limits are approved by the Executive Committee and the Board. The Head of RMG, as Macquarie's CRO, is a member of the Executive Committee of MGL and MBL and reports directly to the CEO with a secondary reporting line to the Board Risk Committee.

Note 16.1 Credit risk

Credit risk is the risk that a counterparty will fail to complete its contractual obligations when they fall due or changes in the creditworthiness of the counterparty. The consequential loss is either the amount of the loan or financial obligation not repaid, the change in the value of a non-traded debt instrument, or the loss incurred in replicating a trading contract with a new counterparty.

Credit risk within the Trust is managed by the RMG at MGL.

Ratings and reviews

For internal balances, credit rating of each affiliate entity has been defined based on rating grades assigned internally to these counterparties for the pricing of internal funding arrangements on an arm's length basis. In case the affiliate is not rated, the same has been classified as below investment grade on a conservative basis.

Credit quality of financial assets

The table below discloses as at 31 March 2022, by credit rating grades and ECL impairment stage, the gross carrying amount of assets measured at amortised cost of the Trust subject to the impairment requirements of AASB 9 *Financial instruments*. The credit quality is based on the counterparty's credit rating using the Trust's credit rating system and excludes the benefit of any collateral and credit enhancements.

As at 31 March 2022	Stage I ⁽²⁾ \$	Stage II ⁽²⁾ \$	Stage III ⁽²⁾ \$	Total \$
Investment grade				
Cash, bank and other demand deposits	47,586,772	-	-	47,586,772
Other assets	4,069,032	-	-	4,069,032
Loans assets ⁽³⁾	483,886,524	39,282,650	-	523,169,174
Total investment grade	535,542,328	39,282,650	-	574,824,978
Non-investment grade- Good				
Loans assets ⁽³⁾	328,866,811	232,538,148	-	561,404,959
Total non-investment grade- Good	328,866,811	232,538,148	-	561,404,959
Default				
Loans assets ⁽³⁾	-	-	4,897,072	4,897,072
Total Default	-	-	4,897,072	4,897,072
Total	864,409,139	271,820,798	4,897,072	1,141,127,009

MBL Covered Bond Trust

Notes to the financial statements For the financial year ended 31 March 2022 (continued)

Note 16.1 Credit risk (continued)

Credit quality of financial assets (continued)

Financial assets by ECL stage

Cash, bank and other demand deposits	47,586,772	-	-	47,586,772
Other assets	4,069,032	-	-	4,069,032
Loans assets ⁽³⁾	812,753,335	271,820,798	4,897,072	1,089,471,205
Total financial assets by ECL stage⁽¹⁾	864,409,139	271,820,798	4,897,072	1,141,127,009

⁽¹⁾ For the purposes of this disclosure gross carrying amount of financial assets measured at amortised cost represents the amortised cost before ECL allowance.

⁽²⁾ For definitions of stage I, II and III, refer to Note 2(ix) Expected credit losses. Whilst exposures may have migrated to stage II it should not be inferred that such exposures are of a lower credit quality. The ECL for the stage III assets includes the benefit of collateral and other credit enhancements.

⁽³⁾ The balance represents mortgage loan assets purchased by the Trust from MBL by equitable assignment. For further details, refer Note 6.

Credit quality of financial assets

The table below discloses as at 31 March 2021, by credit rating grades and ECL impairment stage, the gross carrying amount of assets measured at amortised cost of the Trust subject to the impairment requirements of AASB 9. The credit quality is based on the counterparty's credit rating using the Trust's credit rating system and excludes the benefit of any collateral and credit enhancements.

As at 31 March 2021

	Stage I ⁽²⁾	Stage II ⁽²⁾	Stage III ⁽²⁾	Total
	\$	\$	\$	\$
Investment grade				
Cash, bank and other demand deposits	54,526,774	-	-	54,526,774
Other assets	1,276,628	-	-	1,276,628
Loans assets ⁽³⁾	639,109,024	44,352,045	-	683,461,069
Total investment grade	694,912,426	44,352,045	-	739,264,471
Non-investment grade- Good				
Loans assets ⁽³⁾	467,992,222	379,347,728	-	847,339,950
Total non-investment grade- Good	467,992,222	379,347,728	-	847,339,950
Default				
Loans assets ⁽³⁾	-	-	5,245,121	5,245,121
Total Default	-	-	5,245,121	5,245,121
Total	1,162,904,648	423,699,773	5,245,121	1,591,849,542
Financial assets by ECL stage				
Cash, bank and other demand deposits	54,526,774	-	-	54,526,774
Other assets	1,276,628	-	-	1,276,628
Loans assets ⁽³⁾	1,107,101,246	423,699,773	5,245,121	1,536,046,140
Total financial assets by ECL stage⁽¹⁾	1,162,904,648	423,699,773	5,245,121	1,591,849,542

⁽¹⁾ For the purposes of this disclosure gross carrying amount of financial assets measured at amortised cost represents the amortised cost before ECL allowance.

⁽²⁾ For definitions of stage I, II and III, refer to Note 2(ix) Expected credit losses. Whilst exposures may have migrated to stage II it should not be inferred that such exposures are of a lower credit quality. The ECL for the stage III assets includes the benefit of collateral and other credit enhancements.

⁽³⁾ The balance represents mortgage loan assets purchased by the Trust from MBL by equitable assignment. For further details, refer Note 6.

MBL Covered Bond Trust

Notes to the financial statements

For the financial year ended 31 March 2022 (continued)

Note 16.1 Credit risk (continued)

Credit risk concentration

The table below details the concentration of credit risk by significant geographical locations and counterparty type of the Trust's financial assets measured at amortised cost subject to impairment requirements of AASB 9. The geographical location is determined by the country of risk or country of domicile and counterparty type is based on APRA classification.

	Cash, bank and other demand deposits	Loan assets ⁽¹⁾	Other assets	Total
As at 31 March 2022	\$	\$	\$	\$
Australia				
Financial institutions	47,586,772	-	3,939,463	51,526,235
Other	-	1,089,471,205	129,569	1,089,600,774
Total Australia	47,586,772	1,089,471,205	4,069,032	1,141,127,009
Total gross credit risk⁽²⁾	47,586,772	1,089,471,205	4,069,032	1,141,127,009

⁽¹⁾ The balance represents mortgage loan assets purchased by the Trust from MBL by equitable assignment. For further details, refer Note 6.

⁽²⁾ For the purposes of this disclosure gross carrying amount of financial assets measured at amortised cost represents the amortised cost before ECL allowance.

Maximum exposure to credit risk

Credit risk concentration

The table below details the concentration of credit risk by significant geographical locations and counterparty type of the Trust's financial assets measured at amortised cost subject to impairment requirements of AASB 9. The geographical location is determined by the country of risk or country of domicile and counterparty type is based on APRA classification.

	Cash, bank and other demand deposits	Loan assets ⁽¹⁾	Other assets	Total
As at 31 March 2021	\$	\$	\$	\$
Australia				
Financial institutions	54,526,774	-	1,276,625	55,803,399
Other	-	1,536,046,140	3	1,536,046,143
Total Australia	54,526,774	1,536,046,140	1,276,628	1,591,849,542
Total gross credit risk⁽²⁾	54,526,774	1,536,046,140	1,276,628	1,591,849,542

⁽¹⁾ The balance represents mortgage loan assets purchased by the Trust from MBL by equitable assignment. For further details, refer Note 6.

⁽²⁾ For the purposes of this disclosure gross carrying amount of financial assets measured at amortised cost represents the amortised cost before ECL allowance.

MBL Covered Bond Trust

Notes to the financial statements

For the financial year ended 31 March 2022 (continued)

Note 16.1 Credit risk (continued)

Maximum exposure to credit risk

For on-balance sheet instruments, the maximum exposure to credit risk is the carrying amount reported on the balance sheet.

Collateral and credit enhancements held

Loan assets

Mortgages are secured by fixed charges over the borrower's property. The Trust has purchased risk protection from a diversified panel of rated counterparties via an excess of loss structure.

Note 16.2 Liquidity risk

Liquidity risk is the risk of an entity encountering difficulty in meeting obligations with financial liabilities.

Contractual undiscounted cash flows

The following table summarises the maturity profile of the Trust's financial liabilities as at 31 March based on contractual undiscounted repayment basis and hence would vary from the carrying value at the reporting date shown in the statement of financial position. Repayments subject to notice are treated as if notice were given immediately.

	On demand	0 to 3 months	3 to 12 months	1 to 5 years	More than 5 years	Total
	\$	\$	\$	\$	\$	\$
2022						
Debt issued ¹	-	71,283,499	206,650,386	516,416,212	346,162,500	1,140,512,597
Other liabilities ²	160	10,788	-	-	-	10,948
Total	160	71,294,287	206,650,386	516,416,212	346,162,500	1,140,523,545

¹The maturity of debt is dependent on the repayments of the underlying mortgage assets, which is on expected maturity.

²Excludes non-financial liabilities of \$361,174 which are included in Note 8 - Other liabilities.

	On demand	0 to 3 months	3 to 12 months	1 to 5 years	More than 5 years	Total
	\$	\$	\$	\$	\$	\$
2021						
Debt issued ¹	-	100,107,637	284,141,048	718,727,167	487,505,966	1,590,481,818
Other liabilities ²	160	315,627	-	-	-	315,787
Total	160	100,423,264	284,141,048	718,727,167	487,505,966	1,590,797,605

¹The maturity of debt is dependent on the repayments of the underlying mortgage assets, which is on expected maturity.

²Excludes non-financial liabilities of \$528,273 which are included in Note 8 - Other liabilities.

MBL Covered Bond Trust

Notes to the financial statements

For the financial year ended 31 March 2022 (continued)

Note 16.3 Market risk

Non Traded Market Risk

The Trust has exposure to non-traded market risks arising from transactions entered into during its normal course of business. These risks include:

- **interest rates:** changes in the level, shape and volatility of yield curves; and
- **foreign exchange:** changes in the spot exchange rates;

Interest rate risk

The Trust has entered into swap, where the Trust pays mortgage income to the parent in return of variable interest to meet the interest obligation for the debt issued to MBL. Also, the Trust had economically hedged its EUR 500m fixed rate liability via cross currency interest rate swap which received EUR fixed rate and paid AUD 1m BBSW. This represented a full economic hedge of EUR interest rate risk (fair value hedge). The 1:1 hedge ratio for EUR 500m fixed rate liability was consistent with the Trust's limited appetite for interest rate risks and the Trust's risk management objectives of reducing the risk of volatility in earnings. Hence, there is no net material interest rate risk on loan assets and borrowings.

The table below indicates the Trust's exposure to movements in interest rates as at 31 March.

	Movement in basis points	2022 Sensitivity of profit after tax \$	2021 Sensitivity of profit after tax \$
Australian dollar	+50	166,554	190,844
Total¹		166,554	190,844
Australian dollar	-50	(166,554)	(190,844)
Total¹		(166,554)	(190,844)

¹Sensitivity of profit after tax has been calculated on the balances receivable from financial institutions.

Foreign currency risk

Trust had entered into cross currency swaps to hedge its exposure on borrowings in foreign currency, which resulted in effective hedging and hence was not exposed to any foreign currency risk. The Trust had economically hedged its EUR 500m fixed rate liability via cross currency swaps. This represented a full economic hedge of EUR to AUD foreign exchange risk (cash flow hedge). The 1:1 hedge ratio was consistent with the Trust's limited appetite for foreign exchange rate risks and the Trust's risk management objectives of reducing the risk of volatility in earnings.

MBL Covered Bond Trust

Notes to the financial statements

For the financial year ended 31 March 2022 (continued)

Note 17. Fair value of financial assets and financial liabilities

Fair value reflects the price that would be received to sell an asset or paid to transfer a liability in an orderly transaction between market participants at the measurement date.

Quoted prices or rates are used to determine fair value where an active market exists. If the market for a financial instrument is not active, fair values are estimated using present value or other valuation techniques, using inputs based on market conditions prevailing on the measurement date.

The values derived from applying these techniques are affected by the choice of valuation model used and the underlying assumptions made regarding inputs such as timing and amounts of future cash flows, discount rates, credit risk, volatility and correlation.

Financial instruments measured at fair value are categorised in their entirety, in accordance with the levels of the fair value hierarchy as outlined below:

Level 1	Unadjusted quoted prices in active markets for identical assets or liabilities;
Level 2	inputs other than quoted prices included within level 1 that are observable for the asset or liability, either directly (i.e. as prices) or indirectly (i.e. derived from prices); and
Level 3	inputs for the asset or liability that are not based on observable market data (unobservable inputs).

The appropriate fair value hierarchy level for an instrument is determined on the basis of the lowest level input that is significant to the fair value measurement.

AASB 13 *Fair Value Measurement* requires use of the price within the bid-offer spread that is most representative of fair value. Valuation systems will typically generate mid-market prices. The bid-offer adjustment reflects the extent to which bid-offer costs would be incurred if substantially all of the residual net exposure to market risks were closed, on a portfolio basis, using available hedging instruments.

The fair values calculated for financial instruments which are carried in the statement of financial position at amortised cost are for disclosure purposes only.

The following methods and assumptions applied to derive these fair values can require significant judgement by management and therefore may not necessarily be comparable to other financial institutions nor may it be the price at which the asset is sold or a liability repurchased in a market-based transaction:

- the fair values of liquid assets and other instruments maturing within three months are approximate to their carrying amounts. This assumption is applied to liquid assets and short term portion of all other financial assets and financial liabilities;
- the fair values of variable rate financial instruments, including certain loan assets and borrowings carried at amortised cost are approximates their carrying amounts; and
- the fair values of balances due from/to related entities are approximated by their carrying amount as the balances are generally short term in nature.

The following methods and significant assumptions have been applied in determining the fair values of financial instruments which are measured at fair value:

- financial assets and liabilities, derivative financial instruments and other transactions undertaken for trading purposes are measured at fair value by reference to quoted prices in active markets where available (for example listed securities). If quoted prices in active markets are not available, then fair values are estimated on the basis of pricing models or other recognised valuation techniques;
- for financial assets carried at fair value, in order to measure counterparty credit risk, a Credit Valuation Adjustment (CVA) is incorporated into the valuation. The CVA is calculated at a counterparty level taking into account all exposures to that counterparty.

Where valuation techniques are used to determine fair values, they are validated and periodically reviewed by qualified personnel independent of the area that created them. All models are certified before they are used, and models are calibrated periodically to test that outputs reflect prices from observable current market transactions in the same instrument or other available observable market data. To the extent possible, models use only observable market data, however management is required to make assumptions for certain inputs that are not supported by prices from observable current market transactions in the same instrument, such as volatility and correlation.

The fair values of the loan assets and borrowings (post the effective designated hedging relationships) are primarily at variable rate and hence approximates their carrying value.

The fair value of all financial assets and liabilities approximates their carrying value at statement of financial position date and are predominantly classified as level 3 in the fair value hierarchy except for cash, bank and other demand deposits of \$47,577,043 (2021: \$54,515,080) which are classified as level 1.

MBL Covered Bond Trust

Notes to the financial statements for the financial year ended 31 March 2022 (continued)

Note 18. Audit and other services provided by PricewaterhouseCoopers

The cost of auditor's remuneration for auditing services of \$34,240 (2021: \$38,970) has been borne by Macquarie Group Services Australia Pty Limited, a wholly-owned subsidiary within the MGL. The auditors received no other benefits.

Note 19. Events after the reporting period

In May 2022, the Trust purchased an additional \$1.9 billion of loan assets from MBL by equitable assignment, which fail accounting derecognition for MBL. This is consistent with the accounting treatment of the existing loan assets held by the Trust. This acquisition was funded by a corresponding increase of \$1.9 billion in debt issued to MBL.

At the time of this report being issued, MBL is seeking approval to issue Covered Bonds under the MBL Covered Bond Programme of up to EUR \$1bn, with a base case of EUR\$0.5bn. The terms of the issuance are still being finalised. The Covered Bonds will benefit from dual recourse to both MBL and the mortgage assets held by the Trust in the asset pool.

There were no other material events subsequent to 31 March 2022 that have not been reflected in the financial statements.

MBL Covered Bond Trust

Directors' Declaration

In the opinion of the Directors of the Trust Manager:

- (a) the financial statements and notes set out on pages 4 to 30 are in accordance with the Establishment Deed dated 5 June 2015, as amended, including:
 - (i) complying with the Australian Accounting Standards and regulations; and
 - (ii) giving a true and fair view of the MBL Covered Bond Trust's financial position as at 31 March 2022 and of its performance for the financial year ended on that date; and
- (b) there are reasonable grounds to believe that MBL Covered Bond Trust will be able to pay its debts as and when they become due and payable; and
- (c) the Financial Report also complies with the International Financial Reporting Standards as issued by the International Accounting Standards Board.

This declaration is made in accordance with a resolution of the Directors.

DocuSigned by:
Daniel McGrath
51FDAC180E184BC...

Director

Sydney
29 June 2022



Independent auditor's report

To the unitholders of MBL Covered Bond Trust

Our opinion

In our opinion the accompanying financial report gives a true and fair view of the financial position of MBL Covered Bond Trust (the Trust) as at 31 March 2022 and of its financial performance and its cash flows for the year then ended in accordance with Australian Accounting Standards.

What we have audited

The financial report comprises:

- the statement of financial position as at 31 March 2022
- the statement of comprehensive income for the year then ended
- the statement of changes in equity for the year then ended
- the statement of cash flows for the year then ended
- the income statement for the year then ended
- the notes to the financial statements, which include significant accounting policies and other explanatory information
- the directors' declaration.

Basis for opinion

We conducted our audit in accordance with Australian Auditing Standards. Our responsibilities under those standards are further described in the *Auditor's responsibilities for the audit of the financial report* section of our report.

We believe that the audit evidence we have obtained is sufficient and appropriate to provide a basis for our opinion.

Independence

We are independent of the Trust in accordance with the ethical requirements of the Accounting Professional & Ethical Standards Board's APES 110 *Code of Ethics for Professional Accountants (including Independence Standards)* (the Code) that are relevant to our audit of the financial report in Australia. We have also fulfilled our other ethical responsibilities in accordance with the Code.

Emphasis of matter - basis of accounting and restriction on use

We draw attention to Note 2(i) in the financial report, which describes the basis of accounting. The financial report has been prepared to assist the directors of the Trust Manager (the directors) to meet the financial reporting requirements of the Establishment Deed dated 5 June 2015. As a result, the financial report may not be suitable for another purpose. Our report is intended solely for the Trust and its unitholders and should not be used by parties other than the Trust and its unitholders. Our opinion is not modified in respect of this matter.

Other information

The directors are responsible for the other information. The other information comprises the information included in the annual report for the year ended 31 March 2022, but does not include the financial report and our auditor's report thereon.

PricewaterhouseCoopers, ABN 52 780 433 757
One International Towers Sydney, Watermans Quay, Barangaroo, GPO BOX 2650, SYDNEY NSW 2001
T: +61 2 8266 0000, F: +61 2 8266 9999

Liability limited by a scheme approved under Professional Standards Legislation.



Our opinion on the financial report does not cover the other information and accordingly we do not express any form of assurance conclusion thereon.

In connection with our audit of the financial report, our responsibility is to read the other information and, in doing so, consider whether the other information is materially inconsistent with the financial report or our knowledge obtained in the audit, or otherwise appears to be materially misstated.

If, based on the work we have performed on the other information that we obtained prior to the date of this auditor's report, we conclude that there is a material misstatement of this other information, we are required to report that fact. We have nothing to report in this regard.

Responsibilities of the directors for the financial report


The directors are responsible for the preparation of the financial report that gives a true and fair view in accordance with Australian Accounting Standards, and for such internal control as the directors determine is necessary to enable the preparation of the financial report that is free from material misstatement, whether due to fraud or error.


In preparing the financial report, the directors are responsible for assessing the ability of the Trust to continue as a going concern, disclosing, as applicable, matters related to going concern and using the going concern basis of accounting unless the directors either intend to liquidate the Trust or to cease operations, or have no realistic alternative but to do so.

Auditor's responsibilities for the audit of the financial report

Our objectives are to obtain reasonable assurance about whether the financial report as a whole is free from material misstatement, whether due to fraud or error, and to issue an auditor's report that includes our opinion. Reasonable assurance is a high level of assurance, but is not a guarantee that an audit conducted in accordance with the Australian Auditing Standards will always detect a material misstatement when it exists. Misstatements can arise from fraud or error and are considered material if, individually or in the aggregate, they could reasonably be expected to influence the economic decisions of users taken on the basis of the financial report.

A further description of our responsibilities for the audit of the financial report is located at the Auditing and Assurance Standards Board website at:
http://www.auasb.gov.au/auditors_responsibilities/ar4.pdf. This description forms part of our auditor's report.


PricewaterhouseCoopers


Avni Broota
Partner

Sydney
29 June 2022