

## CREDIT OPINION

26 April 2024

Update



Send Your Feedback

### RATINGS

#### Macquarie Bank Limited

Domicile	Sydney, New South Wales, Australia
Long Term CRR	Aa2
Type	LT Counterparty Risk Rating - Fgn Curr
Outlook	Not Assigned
Long Term Debt	Aa2
Type	Senior Unsecured - Fgn Curr
Outlook	Stable
Long Term Deposit	Aa2
Type	LT Bank Deposits - Fgn Curr
Outlook	Stable

Please see the [ratings section](#) at the end of this report for more information. The ratings and outlook shown reflect information as of the publication date.

### Contacts

Tom Ogden +61.2.9270.1713  
Associate Analyst  
tom.ogden@moodys.com

Patrick Winsbury +61.2.9270.8183  
Associate Managing Director  
patrick.winsbury@moodys.com

## Macquarie Bank Limited

Update following rating action

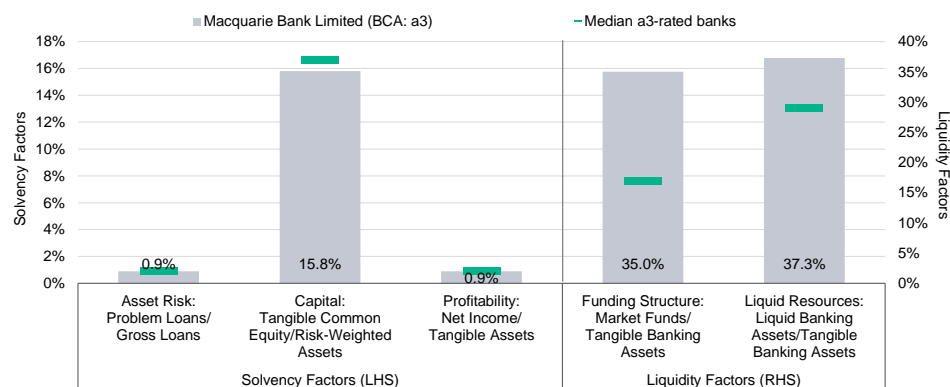
### Summary

[Macquarie Bank Limited's](#) (MBL) Aa2 senior unsecured debt ratings reflect its a3 Baseline Credit Assessment (BCA); a 3 notch uplift resulting from our Advanced Loss Given Failure (LGF) analysis; and an additional one-notch notch of government support uplift, resulting from our moderate assessment of government support in case of need.

MBL's a3 BCA reflects its very strong capital and liquidity positions and strong profitability. MBL is the principal banking operating entity of [Macquarie Group Limited](#) (MGL, rated A1 stable). Please refer to MGL's Credit Opinion for details of the credit profile of the consolidated Macquarie group. Our rating view of MGL's and MBL's standalone credit profile balances the risks of the group's continual evolution, its reliance on the potentially more volatile trading and capital markets businesses, against the credit positives of the group's strong capitalization and liquidity metrics and very strong risk management framework.

Exhibit 1

### Rating Scorecard - Key Financial Ratios



Source: Moody's Ratings

## Credit strengths

- » Very strong capital levels with prudent capital management.
- » High levels of liquidity with a conservative liquidity policy.
- » Improving profitability as business lines grow.

## Credit challenges

- » High levels of wholesale market funding.
- » Growing revenues from capital markets business potentially introduce higher earnings volatility.
- » Diverse nature of MBL's operations, which raises the level of operational complexities and risk management challenges.

## Rating outlook

The outlook is stable for all the ratings of MBL and its subsidiaries.

## Factors that could lead to an upgrade

Given this rating action, further positive rating pressure is unlikely in the near-term. An upgrade would depend on Macquarie's ability to sustain a strong and stable performance with capital levels and profitability consistently above peer averages while also maintaining its conservative liquidity profile.

## Factors that could lead to a downgrade

Macquarie's ratings could be downgraded if (1) increased earnings volatility leads to net income to tangible assets falling below 1.25% on a group consolidated basis, (2) the funding intensity of the group's balance sheet continues to rise, or (3) if residential mortgage lending problem loans rise materially.

A downgrade of MBL's BCA could occur if the bank increases its risk appetite, leading to credit quality deterioration, or if there are any indications of control or risk management failures. A significant deterioration in the domestic operating environment or any material regulatory, compliance or risk management failures could also lead to a downgrade of the bank's BCA. A lower BCA would likely lead to a credit rating downgrade.

As the ratings of MBL incorporate the potential for systemic support, any signal from the regulator or government that suggests a less creditor-friendly stance on bank resolution could create downward pressure on the supported ratings.

Further deterioration in the operating environment faced by MBL and MGL could lead to a change in their macro profile and place their ratings under downward pressure.

## Key indicators

Exhibit 2

### Macquarie Bank Limited (Consolidated Financials) [1]

	09-23 <sup>2</sup>	03-23 <sup>2</sup>	03-22 <sup>2</sup>	03-21 <sup>2</sup>	03-20 <sup>2</sup>	CAGR/Avg. <sup>3</sup>
Total Assets (AUD Million)	308,268.0	298,399.0	271,827.0	198,649.0	183,535.0	16.0 <sup>4</sup>
Total Assets (USD Million)	198,955.7	199,853.3	204,128.0	151,300.9	112,332.8	17.7 <sup>4</sup>
Tangible Common Equity (AUD Million)	20,022.0	20,180.5	17,872.2	14,030.0	13,788.9	11.2 <sup>4</sup>
Tangible Common Equity (USD Million)	12,922.2	13,515.9	13,421.1	10,685.9	8,439.5	12.9 <sup>4</sup>
Problem Loans / Gross Loans (%)	0.5	0.8	0.8	1.3	1.3	1.0 <sup>5</sup>
Tangible Common Equity / Risk Weighted Assets (%)	15.8	16.1	13.7	14.9	14.4	15.0 <sup>6</sup>
Problem Loans / (Tangible Common Equity + Loan Loss Reserve) (%)	3.7	5.6	5.6	9.0	8.1	6.4 <sup>5</sup>
Net Interest Margin (%)	1.1	1.0	1.2	1.2	1.3	1.1 <sup>5</sup>

This publication does not announce a credit rating action. For any credit ratings referenced in this publication, please see the issuer/deal page on <https://ratings.moody.com> for the most updated credit rating action information and rating history.

PPI / Average RWA (%)	2.8	4.2	2.8	2.8	2.4	3.0 <sup>6</sup>
Net Income / Tangible Assets (%)	0.9	1.3	1.0	0.8	0.8	1.0 <sup>5</sup>
Cost / Income Ratio (%)	67.3	56.9	64.5	64.2	68.5	64.3 <sup>5</sup>
Market Funds / Tangible Banking Assets (%)	36.4	35.0	43.4	36.8	45.5	39.4 <sup>5</sup>
Liquid Banking Assets / Tangible Banking Assets (%)	36.6	37.3	37.1	38.8	33.5	36.7 <sup>5</sup>
Gross Loans / Due to Customers (%)	110.5	105.7	121.6	118.6	131.5	117.6 <sup>5</sup>

[1] All figures and ratios are adjusted using Moody's standard adjustments. [2] Basel III - fully loaded or transitional phase-in; IFRS. [3] May include rounding differences because of the scale of reported amounts. [4] Compound annual growth rate (%) based on the periods for the latest accounting regime. [5] Simple average of periods for the latest accounting regime. [6] Simple average of Basel III periods.

Sources: Moody's Investors Service and company filings

## Profile

Macquarie Bank Limited (MBL) is a Sydney-based authorised deposit-taking institution that provides banking services to institutional, corporate and retail clients and counterparties around the world. As of 30 September 2023, MBL had total assets of c.AUD337 billion.

MBL is a wholly owned subsidiary of [Macquarie Group Limited](#) (MGL). The other main operating subsidiaries held by MGL are [Macquarie Financial Holdings Pty. Limited](#) (MFHPL, rated A2 stable), [Macquarie International Finance Limited](#) (MIFL, rated A2 stable) and Macquarie Asset Management Holdings.

## Detailed credit considerations

### Asset risk profile improved amid an uncertain outlook

The bank's problem loans ratio has continued to decrease, falling to 0.51% at September 2024 from 0.82 a year earlier. Asset quality has improved substantially in the past 5 years, largely reflective of a stronger asset risk profile as its share of lower-risk residential mortgages grows, and the quality of its corporate lending portfolio improves. The bank's share of the Australian mortgage market has risen substantially, from 1.8% at the end of 2017 to 5.1% in September 2023, representing 80% of its total loan book. However, MBL is a large capital markets intermediary, particularly through its Commodities and Global Markets businesses, with high levels of derivatives assets, and the bank is exposed to market and counterparty credit risk. This risks are well managed through offsetting trades and through margining and collateral to mitigate potential losses through counterparty failures.

While the performance of MBL's loan book has improved, the economic outlook remains uncertain, as inflation remains elevated and interest rates remain high, with the prospect of slowing economic activity and rising unemployment through 2024. We expect these pressures to lead to a moderate increase in non-performing loans over the next 12 months. That said, MBL has substantial loan loss provisions which provide a buffer against an increase in expected credit losses, with the bank reporting expected credit loss allowance for loan assets of AUD597 million as at September 2023.

### Macquarie's capital position and capital management is a relative strength underpinning its credit profile

MGL's capital requirements are a combination of Basel III capital requirements for its banking operations contained within MBL and additional capital requirements in respect of its non-banking operations calculated on the basis of an economic capital adequacy model which is based on similar principles and models as the Basel III regulatory capital framework for banks, calculating capital requirements at a one year, 99.9% confidence level. Please refer to MGL's credit opinion for details of the overall group's capital positioning.

As at 30 September 2023, MBL reported a Common Equity Tier 1 (CET1) ratio of 13.2%, calculated with APRA's capital methodology and a self-reported internationally "Harmonized" Basel III ratio of 18.0%, which reflect the more conservative risk-weighting of credit exposures under APRA's prudential framework. On a consolidated group basis, including hybrids, Macquarie group had AUD 10.5 billion of surplus capital and buffers relative to APRA's requirements, as at 30 September 2023.

### Earnings lower as commodity volatility subsides, retail and commercial banking provide a solid revenue base

MBL reported statutory profit of AUD1.3 billion in 1H24, which was up 3% on the prior corresponding period, but down 40% on the prior half. The weaker performance in comparison to 2H23 was primarily driven by a significant decrease in revenues from its global commodities business which, had benefited from much higher client hedging and trading activity in the previous period due to more volatile commodities markets. As volatility subsided in the 6 months to September 2023, so did client and trading activity.

The bank continues to benefit from strong growth in its retail (mortgages up 6%) and business banking (business loans up 12%) franchises, which provide a stable and solid earnings base for MBL. While net interest income has continued to increase, we expect

margin compression will be evident over the next 12-months as, across the industry, net interest margins have peaked. We believe MBL's deposit base is generally more expensive by comparison to other large banks, and with wholesale funding costs also higher, net interest margin compression is likely.

Macquarie's earnings profile is bolstered when considering the consolidated group, with high levels of profits being generated by its asset management and investment banking businesses. Please see Macquarie Group Limited credit opinion for more.

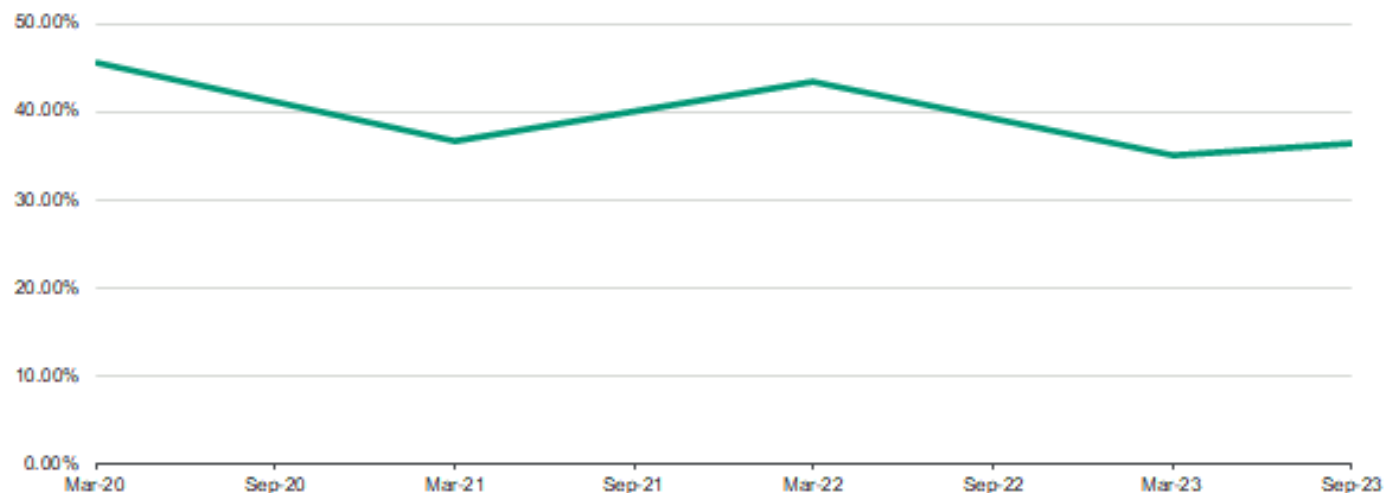
### High levels of market funding, but strong deposit growth improves its funding profile

The group's external wholesale funding is chiefly raised by MBL, which has a high reliance on market funding, reflected by its market fund ratio of 36% as at 30 September 2023. However, its reliance on market funding has reduced recent years, with the bank focused on growing its deposit franchise to reduce reliance on wholesale funding markets. Its concerted push in retail banking has resulted in the bank growing its market share of deposits from 3% at March 2019, to 5% at September 2023.

The term structure of the bank's funding to an extent mitigates the high use of wholesale market funding. The weighted average term to maturity of term funding maturing beyond one year (excluding equity and securitisations) was 3.2 years as at 30 September 2023. The bank's net stable funding ratio as at 30 September 2023 was good at 114%.

Exhibit 3

#### Macquarie Bank Limited (Market Funds / Tangible Banking Assets)



Source: Moody's Ratings

MBL's liquidity metrics remain robust with the bank reporting a quarterly daily average Liquidity Coverage Ratio (LCR) was 199% for the 3-months to September 2023. Liquidity remains a strong point for MBL's credit profile. This is reflected in MBL's very high 'a1' liquid resources score. On a consolidated basis, the group's cash and liquid asset portfolio stood at AUD86.6 billion as at 30 September 2023. MGL's standard liquidity policy is to ensure that at least twelve months' maturities can be met from internal sources.

### MBL's rating is supported by Australia's strong operating environment

Australia's [Strong+](#) macro profile reflects the country's robust economic strength, institutions and governance strength, and low susceptibility to event risk. Our baseline scenario forecasts real GDP growth of 1.5% in 2024 before improving to 2.3% in 2025. Alongside this, we foresee a small uptick in the unemployment rate, rising from a very low level to 4.2% by 2025. High levels of household debt, along with high inflation and interest rates, remain a key economic vulnerabilities. As an indicator, household debt relative to income were high at 185.4% as of September 2023. High interest rates add to households' debt burden and reduce repayment buffers built by borrowers.

While we forecast to rises, the projected unemployment rate is still considered low by historical measures, and the banking sectors' focus on low LVRs on home loans and small business loans, which are typically secured by residential properties, should provide buffers

against asset-quality risk. National average house prices underwent a 9.1% drop from April 2022 to February 2023, but they have rebounded rising by c.10% in the 12-months to February 2024.

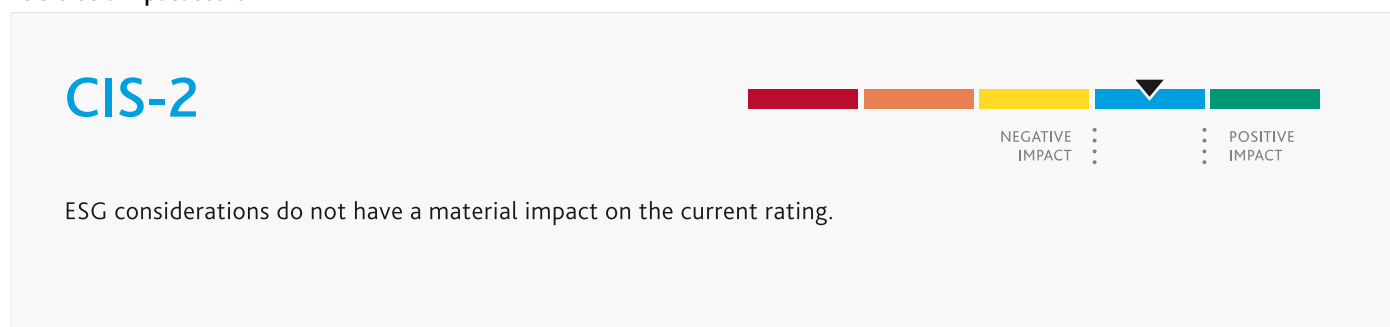
Australian banks' very strong pricing power has historically been supported by the high level of concentration in the banking sector. Higher interest rate had helped improve banks' net interest margins. However, the cost of funding has risen in both wholesale debt markets and for retail deposits as customer preferences switch to higher yielding deposit products. These factors could constrain net interest margins in 2024.

Australia's structural reliance on external financing remains a key vulnerability. However, Australian banks have been extending the term structure of their wholesale market funding for a number of years and are pre-funding upcoming maturities well in advance.

Macquarie Bank Limited's ESG credit impact score is CIS-2

Exhibit 4

#### ESG credit impact score



Source: Moody's Ratings

MBL's **CIS-2** indicates that ESG considerations do not have a material on the credit rating. The bank's well articulated carbon transition targets and strong risk management and compliance policies and functions limit the credit impact of environmental, social and governance risk factors.

Exhibit 5

#### ESG issuer profile scores



Source: Moody's Ratings

#### Environmental

Macquarie Bank faces moderate exposure to environmental risks, in line with peers, primarily because of its portfolio exposure to carbon transition risk as a diversified universal bank. In response, Macquarie is actively engaging in developing its climate risk management and reporting frameworks by incorporating environmental considerations in its strategy and lending policies, including policies related to financing of coal-related businesses.

#### Social

Macquarie Bank Limited faces high industrywide social risks from customer relations (regulatory risk, litigation exposure and high compliance standards), and the area of data security and customer privacy. The bank also faces industrywide moderate social risks related to societal trends – in particular, digitalization --- and the extent to which such measures could hurt earnings.

## Governance

Macquarie Bank faces low governance risks. The bank's risk management, policies and procedures are in line with industry practices and are suitable for its risk appetite. Additionally, Macquarie benefits from a strong risk management culture and a diversified, high-caliber board comprised of independent directors. The bank's diverse international operations expose it to moderate risk from organizational complexity.

ESG Issuer Profile Scores and Credit Impact Scores for the rated entity/transaction are available on Moody's.com. In order to view the latest scores, please click [here](#) to go to the landing page for the entity/transaction on MDC and view the ESG Scores section.

## Support and structural considerations

### Loss Given Failure analysis

On 6 March 2024, Moody's designated Australia as having an operational resolution regime (ORR). As such, we now apply our Advanced LGF analysis and assume residual tangible common equity of 3% and losses post-failure of 8% of tangible banking assets together with a 5% run-off for preferred deposits, a 25% for local currency junior deposits and a 100% run-off rate for foreign currency junior deposits.

Our LGF analysis indicates that MBL's local and foreign currency deposit ratings and senior unsecured debt ratings are likely to face extremely low loss-given-failure due to loss absorption provided by more junior obligations, including those at the group's holding company MGL, in its liability structure. This results in a three-notch uplift from the bank's BCA.

For subordinated bank debt, our Advanced LGF analysis confirms a moderate loss-given-failure, given the smaller volume of debt and limited protection from more subordinated instruments and residual equity. This results in no uplift for subordinated bank debt from MBL's BCA.

### Government support

We incorporate a moderate probability of government support for deposits and senior unsecured debt given MBL's systemic importance to the Australian economy, reflecting its market share of deposits and residential mortgages. This results in one-notch of additional uplift. For other junior securities, we believe that potential government support is low, and these ratings do not include any related uplift.

### No rating uplift from parental support

MBL's ratings do not include any uplift from the potential for support from its parent, MGL because (i) MGL is rated lower as a result of being structurally subordinated to its operating subsidiaries, (ii) MGL's and MBL's performance are highly correlated as a result of their close operational integration and (iii) the group holds its liquidity resources at the operating company level.

In practice there is some potential for MGL to provide additional capital support to MBL -- but also for capital to flow the other way. MGL is the listed entity that would raise additional capital for the group if required. The regulator has also publicly indicated that so long as regulated entities -- such as both MBL and MGL -- individually meet minimum regulatory capital requirements, it is ambivalent where surplus capital is held within a group structure. Therefore, given that MBL operates at a relatively high level of capital, and in view of the close operational integration of MBL and the rest of the group, there is also a possibility that capital and dividends could flow from MBL up to MGL at certain times.

### MBL's relationship to the ratings of its operating subsidiaries

Other than MBL, we assign ratings to [Macquarie Financial Holdings Pty Limited](#) (MFHPL), an intermediate holding company for some of the group's non-bank's entities, and [Macquarie International Finance Limited](#) (MIFL), a core MBL subsidiary, which includes the bank's non-extended licenced entities. Given the closely interlinked operations, MFHPL and MIFL issuer ratings incorporate uplift for systemic support as a result of its close integration with the bank.

We continue to view the Macquarie businesses as closely intertwined, with a high degree of operational and financial linkages. However, should in the medium-to-long run the transfer serve to sharpen the boundaries between the group's bank and non-bank entities, it could lead to greater divergence of their credit profiles and rating outcomes.

### Counterparty Risk (CR) Assessment and Counterparty Risk Ratings (CRRs)

MBL's CR Assessments are Aa2(cr)/Prime-1(cr) and CRRs are Aa2/Prime-1. The long-term CR Assessments and CRRs, before government support, are three notches above the bank's BCA of a3. The uplift reflects the buffer against default provided to the operating obligations by substantial amount of debt and deposits. A moderate probability of government support results in one additional notch of uplift.

### About Moody's bank scorecard

Our Scorecard is designed to capture, express and explain in summary form our Rating Committee's judgment. When read in conjunction with our research, a fulsome presentation of our judgment is expressed. As a result, the output of our Scorecard may materially differ from that suggested by raw data alone (though it has been calibrated to avoid the frequent need for strong divergence). The Scorecard output and the individual scores are discussed in rating committees and may be adjusted up or down to reflect conditions specific to each rated entity.

## Rating methodology and scorecard factors

Exhibit 6

### Macquarie Bank Limited

<b>Macro Factors</b>							
<b>Weighted Macro Profile</b>		<b>Strong +</b>	<b>100%</b>				
<b>Factor</b>	<b>Historic Ratio</b>	<b>Initial Score</b>	<b>Expected Trend</b>	<b>Assigned Score</b>	<b>Key driver #1</b>	<b>Key driver #2</b>	
Solvency							
Asset Risk							
Problem Loans / Gross Loans	0.9%	aa2	↔	baa1	Market risk	Non lending credit risk	
Capital							
Tangible Common Equity / Risk Weighted Assets (Basel III - transitional phase-in)	15.8%	aa3	↔	a2	Expected trend		
Profitability							
Net Income / Tangible Assets	0.9%	baa1	↔	baa1	Return on assets		
Combined Solvency Score		a1		a3			
Liquidity							
Funding Structure							
Market Funds / Tangible Banking Assets	35.0%	ba1	↔	baa3	Term structure	Market funding quality	
Liquid Resources							
Liquid Banking Assets / Tangible Banking Assets	37.3%	a1	↔	a1	Stock of liquid assets		
Combined Liquidity Score		baa1		baa1			
Financial Profile							
Qualitative Adjustments				Adjustment			
Business Diversification				1			
Opacity and Complexity				-1			
Corporate Behavior				0			
Total Qualitative Adjustments				0			
Sovereign or Affiliate constraint				Aaa			
BCA Scorecard-indicated Outcome - Range				a2 - baa1			
Assigned BCA				a3			
Affiliate Support notching				0			
Adjusted BCA				a3			
<b>Balance Sheet</b>							
		<b>in-scope (AUD Million)</b>	<b>% in-scope</b>	<b>at-failure (AUD Million)</b>	<b>% at-failure</b>		
Other liabilities		179,218	49.6%	173,190	47.9%		
Deposits		135,892	37.6%	109,053	30.2%		
Preferred deposits		61,151	16.9%	58,094	16.1%		
Junior deposits		67,946	18.8%	50,960	14.1%		
Senior unsecured bank debt		26,000	7.2%	18,800	5.2%		
Dated subordinated bank debt		7,100	2.0%	8,237	2.3%		
Preference shares (bank)		2,463	0.7%	2,463	0.7%		
Senior unsecured holding company debt				36,300	10.0%		
Preference shares(holding company)				2,630	0.7%		
Equity		10,846	3.0%	10,846	3.0%		
Total Tangible Banking Assets		361,519	100.0%	361,519	100.0%		



Debt Class	De Jure waterfall		De Facto waterfall		Notching		LGF Notching Guidance vs. Adjusted BCA	Assigned LGF notching	Additional Notching	Preliminary Rating Assessment
	Instrument volume + subordination	Sub-ordination	Instrument volume + subordination	Sub-ordination	De Jure	De Facto				
Counterparty Risk Rating	36.0%	36.0%	36.0%	36.0%	3	3	3	3	0	aa3
Counterparty Risk Assessment	36.0%	36.0%	36.0%	36.0%	3	3	3	3	0	aa3 (cr)
Deposits	36.0%	21.9%	36.0%	21.9%	3	3	3	3	0	aa3
Senior unsecured bank debt	21.9%	16.7%	21.9%	16.7%	3	3	3	3	0	aa3
Dated subordinated bank debt	6.7%	4.4%	6.7%	4.4%	0	0	0	0	0	a3

Instrument Class	Loss Given Failure notching	Additional notching	Preliminary Rating Assessment	Government Support notching	Local Currency Rating	Foreign Currency Rating
Counterparty Risk Rating	3	0	aa3	1	Aa2	Aa2
Counterparty Risk Assessment	3	0	aa3 (cr)	1	Aa2(cr)	
Deposits	3	0	aa3	1	Aa2	Aa2
Senior unsecured bank debt	3	0	aa3	1	Aa2	Aa2
Dated subordinated bank debt	0	0	a3	0	A3 (hyb)	A3 (hyb)

[1] Where dashes are shown for a particular factor (or sub-factor), the score is based on non-public information.

Source: Moody's Ratings

## Ratings

Exhibit 7

Category	Moody's Rating
<b>MACQUARIE BANK LIMITED</b>	
Outlook	Stable
Counterparty Risk Rating	Aa2/P-1
Bank Deposits	Aa2/P-1
Baseline Credit Assessment	a3
Adjusted Baseline Credit Assessment	a3
Counterparty Risk Assessment	Aa2(cr)/P-1(cr)
Issuer Rating	Aa2
Senior Unsecured	Aa2
Subordinate	A3 (hyb)
Commercial Paper	P-1
Other Short Term	(P)P-1
<b>ULT PARENT: MACQUARIE GROUP LIMITED</b>	
Outlook	Stable
Issuer Rating	A1
Senior Unsecured	A1
ST Issuer Rating	P-1
Other Short Term	(P)P-1
<b>MACQUARIE BANK LIMITED, LONDON BRANCH</b>	
Outlook	Stable
Counterparty Risk Rating	Aa2/P-1
Deposit Note/CD Program	--/P-1
Counterparty Risk Assessment	Aa2(cr)/P-1(cr)
Senior Unsecured	Aa2
Pref. Stock Non-cumulative	Baa3 (hyb)
Commercial Paper	P-1
<b>MACQUARIE BANK LIMITED, SINGAPORE BRANCH</b>	
Counterparty Risk Rating	Aa2/P-1
Counterparty Risk Assessment	Aa2(cr)/P-1(cr)
Senior Unsecured MTN	(P)Aa2

Source: Moody's Ratings

© 2024 Moody's Corporation, Moody's Investors Service, Inc., Moody's Analytics, Inc. and/or their licensors and affiliates (collectively, "MOODY'S"). All rights reserved. CREDIT RATINGS ISSUED BY MOODY'S CREDIT RATINGS AFFILIATES ARE THEIR CURRENT OPINIONS OF THE RELATIVE FUTURE CREDIT RISK OF ENTITIES, CREDIT COMMITMENTS, OR DEBT OR DEBT-LIKE SECURITIES, AND MATERIALS, PRODUCTS, SERVICES AND INFORMATION PUBLISHED OR OTHERWISE MADE AVAILABLE BY MOODY'S (COLLECTIVELY, "MATERIALS") MAY INCLUDE SUCH CURRENT OPINIONS. MOODY'S DEFINES CREDIT RISK AS THE RISK THAT AN ENTITY MAY NOT MEET ITS CONTRACTUAL FINANCIAL OBLIGATIONS AS THEY COME DUE AND ANY ESTIMATED FINANCIAL LOSS IN THE EVENT OF DEFAULT OR IMPAIRMENT. SEE APPLICABLE MOODY'S RATING SYMBOLS AND DEFINITIONS PUBLICATION FOR INFORMATION ON THE TYPES OF CONTRACTUAL FINANCIAL OBLIGATIONS ADDRESSED BY MOODY'S CREDIT RATINGS. CREDIT RATINGS DO NOT ADDRESS ANY OTHER RISK, INCLUDING BUT NOT LIMITED TO: LIQUIDITY RISK, MARKET VALUE RISK, OR PRICE VOLATILITY. CREDIT RATINGS, NON-CREDIT ASSESSMENTS ("ASSESSMENTS"), AND OTHER OPINIONS INCLUDED IN MOODY'S MATERIALS ARE NOT STATEMENTS OF CURRENT OR HISTORICAL FACT. MOODY'S MATERIALS MAY ALSO INCLUDE QUANTITATIVE MODEL-BASED ESTIMATES OF CREDIT RISK AND RELATED OPINIONS OR COMMENTARY PUBLISHED BY MOODY'S ANALYTICS, INC. AND/OR ITS AFFILIATES. MOODY'S CREDIT RATINGS, ASSESSMENTS, OTHER OPINIONS AND MATERIALS DO NOT CONSTITUTE OR PROVIDE INVESTMENT OR FINANCIAL ADVICE, AND MOODY'S CREDIT RATINGS, ASSESSMENTS, OTHER OPINIONS AND MATERIALS ARE NOT AND DO NOT PROVIDE RECOMMENDATIONS TO PURCHASE, SELL, OR HOLD PARTICULAR SECURITIES. MOODY'S CREDIT RATINGS, ASSESSMENTS, OTHER OPINIONS AND MATERIALS DO NOT COMMENT ON THE SUITABILITY OF AN INVESTMENT FOR ANY PARTICULAR INVESTOR. MOODY'S ISSUES ITS CREDIT RATINGS, ASSESSMENTS AND OTHER OPINIONS AND PUBLISHES OR OTHERWISE MAKES AVAILABLE ITS MATERIALS WITH THE EXPECTATION AND UNDERSTANDING THAT EACH INVESTOR WILL, WITH DUE CARE, MAKE ITS OWN STUDY AND EVALUATION OF EACH SECURITY THAT IS UNDER CONSIDERATION FOR PURCHASE, HOLDING, OR SALE.

MOODY'S CREDIT RATINGS, ASSESSMENTS, OTHER OPINIONS, AND MATERIALS ARE NOT INTENDED FOR USE BY RETAIL INVESTORS AND IT WOULD BE RECKLESS AND INAPPROPRIATE FOR RETAIL INVESTORS TO USE MOODY'S CREDIT RATINGS, ASSESSMENTS, OTHER OPINIONS OR MATERIALS WHEN MAKING AN INVESTMENT DECISION. IF IN DOUBT YOU SHOULD CONTACT YOUR FINANCIAL OR OTHER PROFESSIONAL ADVISER.

ALL INFORMATION CONTAINED HEREIN IS PROTECTED BY LAW, INCLUDING BUT NOT LIMITED TO, COPYRIGHT LAW, AND NONE OF SUCH INFORMATION MAY BE COPIED OR OTHERWISE REPRODUCED, REPACKAGED, FURTHER TRANSMITTED, TRANSFERRED, DISSEMINATED, REDISTRIBUTED OR RESOLD, OR STORED FOR SUBSEQUENT USE FOR ANY SUCH PURPOSE, IN WHOLE OR IN PART, IN ANY FORM OR MANNER OR BY ANY MEANS WHATSOEVER, BY ANY PERSON WITHOUT MOODY'S PRIOR WRITTEN CONSENT. FOR CLARITY, NO INFORMATION CONTAINED HEREIN MAY BE USED TO DEVELOP, IMPROVE, TRAIN OR RETRAIN ANY SOFTWARE PROGRAM OR DATABASE, INCLUDING, BUT NOT LIMITED TO, FOR ANY ARTIFICIAL INTELLIGENCE, MACHINE LEARNING OR NATURAL LANGUAGE PROCESSING SOFTWARE, ALGORITHM, METHODOLOGY AND/OR MODEL.

MOODY'S CREDIT RATINGS, ASSESSMENTS, OTHER OPINIONS AND MATERIALS ARE NOT INTENDED FOR USE BY ANY PERSON AS A BENCHMARK AS THAT TERM IS DEFINED FOR REGULATORY PURPOSES AND MUST NOT BE USED IN ANY WAY THAT COULD RESULT IN THEM BEING CONSIDERED A BENCHMARK.

All information contained herein is obtained by MOODY'S from sources believed by it to be accurate and reliable. Because of the possibility of human or mechanical error as well as other factors, however, all information contained herein is provided "AS IS" without warranty of any kind. MOODY'S adopts all necessary measures so that the information it uses in assigning a credit rating is of sufficient quality and from sources MOODY'S considers to be reliable including, when appropriate, independent third-party sources. However, MOODY'S is not an auditor and cannot in every instance independently verify or validate information received in the credit rating process or in preparing its Materials.

To the extent permitted by law, MOODY'S and its directors, officers, employees, agents, representatives, licensors and suppliers disclaim liability to any person or entity for any indirect, special, consequential, or incidental losses or damages whatsoever arising from or in connection with the information contained herein or the use of or inability to use any such information, even if MOODY'S or any of its directors, officers, employees, agents, representatives, licensors or suppliers is advised in advance of the possibility of such losses or damages, including but not limited to: (a) any loss of present or prospective profits or (b) any loss or damage arising where the relevant financial instrument is not the subject of a particular credit rating assigned by MOODY'S.

To the extent permitted by law, MOODY'S and its directors, officers, employees, agents, representatives, licensors and suppliers disclaim liability for any direct or compensatory losses or damages caused to any person or entity, including but not limited to by any negligence (but excluding fraud, willful misconduct or any other type of liability that, for the avoidance of doubt, by law cannot be excluded) on the part of, or any contingency within or beyond the control of, MOODY'S or any of its directors, officers, employees, agents, representatives, licensors or suppliers, arising from or in connection with the information contained herein or the use of or inability to use any such information.

NO WARRANTY, EXPRESS OR IMPLIED, AS TO THE ACCURACY, TIMELINESS, COMPLETENESS, MERCHANTABILITY OR FITNESS FOR ANY PARTICULAR PURPOSE OF ANY CREDIT RATING, ASSESSMENT, OTHER OPINION OR INFORMATION IS GIVEN OR MADE BY MOODY'S IN ANY FORM OR MANNER WHATSOEVER.

Moody's Investors Service, Inc., a wholly-owned credit rating agency subsidiary of Moody's Corporation ("MCO"), hereby discloses that most issuers of debt securities (including corporate and municipal bonds, debentures, notes and commercial paper) and preferred stock rated by Moody's Investors Service, Inc. have, prior to assignment of any credit rating, agreed to pay to Moody's Investors Service, Inc. for credit ratings opinions and services rendered by it. MCO and Moody's Investors Service also maintain policies and procedures to address the independence of Moody's Investors Service credit ratings and credit rating processes. Information regarding certain affiliations that may exist between directors of MCO and rated entities, and between entities who hold credit ratings from Moody's Investors Service, Inc. and have also publicly reported to the SEC an ownership interest in MCO of more than 5%, is posted annually at [www.moody's.com](http://www.moody's.com) under the heading "Investor Relations — Corporate Governance — Charter Documents - Director and Shareholder Affiliation Policy."

Moody's SF Japan K.K., Moody's Local AR Agente de Calificación de Riesgo S.A., Moody's Local BR Agência de Classificação de Risco LTDA, Moody's Local MX S.A. de C.V., I.C.V., Moody's Local PE Clasificadora de Riesgo S.A., and Moody's Local PA Clasificadora de Riesgo S.A. (collectively, the "Moody's Non-NRSRO CRAs") are all indirectly wholly-owned credit rating agency subsidiaries of MCO. None of the Moody's Non-NRSRO CRAs is a Nationally Recognized Statistical Rating Organization.

Additional terms for Australia only: Any publication into Australia of this document is pursuant to the Australian Financial Services License of MOODY'S affiliate, Moody's Investors Service Pty Limited ABN 61 003 399 657AFSL 336969 and/or Moody's Analytics Australia Pty Ltd ABN 94 105 136 972 AFSL 383569 (as applicable). This document is intended to be provided only to "wholesale clients" within the meaning of section 761G of the Corporations Act 2001. By continuing to access this document from within Australia, you represent to MOODY'S that you are, or are accessing the document as a representative of, a "wholesale client" and that neither you nor the entity you represent will directly or indirectly disseminate this document or its contents to "retail clients" within the meaning of section 761G of the Corporations Act 2001. MOODY'S credit rating is an opinion as to the creditworthiness of a debt obligation of the issuer, not on the equity securities of the issuer or any form of security that is available to retail investors.

Additional terms for India only: Moody's credit ratings, Assessments, other opinions and Materials are not intended to be and shall not be relied upon or used by any users located in India in relation to securities listed or proposed to be listed on Indian stock exchanges.

Additional terms with respect to Second Party Opinions (as defined in Moody's Investors Service Rating Symbols and Definitions): Please note that a Second Party Opinion ("SPO") is not a "credit rating". The issuance of SPOs is not a regulated activity in many jurisdictions, including Singapore. JAPAN: In Japan, development and provision of SPOs fall under the category of "Ancillary Businesses", not "Credit Rating Business", and are not subject to the regulations applicable to "Credit Rating Business" under the Financial Instruments and Exchange Act of Japan and its relevant regulation. PRC: Any SPO: (1) does not constitute a PRC Green Bond Assessment as defined under any relevant PRC laws or regulations; (2) cannot be included in any registration statement, offering circular, prospectus or any other documents submitted to the PRC regulatory authorities or otherwise used to satisfy any PRC regulatory disclosure requirement; and (3) cannot be used within the PRC for any regulatory purpose or for any other purpose which is not permitted under relevant PRC laws or regulations. For the purposes of this disclaimer, "PRC" refers to the mainland of the People's Republic of China, excluding Hong Kong, Macau and Taiwan.

## CLIENT SERVICES

Americas	1-212-553-1653
Asia Pacific	852-3551-3077
Japan	81-3-5408-4100
EMEA	44-20-7772-5454